

## Tyrosyl-DNA phosphodiesterase 2 Antibody / TDP2 / ETS1 associated protein II (F54585)

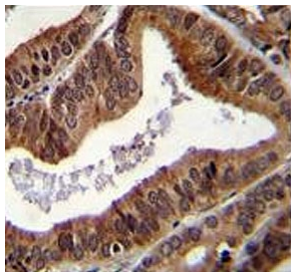
Catalog No.	Formulation	Size
F54585-0.4ML	In 1X PBS, pH 7.4, with 0.09% sodium azide	0.4 ml
F54585-0.08ML	In 1X PBS, pH 7.4, with 0.09% sodium azide	0.08 ml

[Bulk quote request](#)

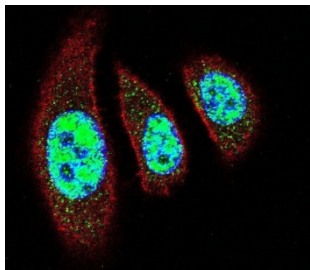
<b>Availability</b>	1-3 business days
<b>Species Reactivity</b>	Human
<b>Format</b>	Purified
<b>Clonality</b>	Polyclonal (rabbit origin)
<b>Isotype</b>	Rabbit Ig
<b>Purity</b>	Antigen affinity purified
<b>UniProt</b>	O95551
<b>Localization</b>	Nuclear, cytoplasmic
<b>Applications</b>	Flow Cytometry : 1:25 (1x10e6 cells) Immunofluorescence : 1:25 Immunohistochemistry (FFPE) : 1:25 Western Blot : 1:500-1:2000
<b>Limitations</b>	This Tyrosyl-DNA phosphodiesterase 2 antibody is available for research use only.



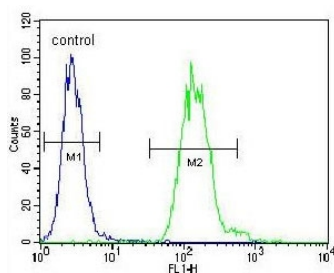
Western blot testing of human A549 cell lysate with Tyrosyl-DNA phosphodiesterase 2 antibody. Expected molecular weight: 41-51 kDa.



IHC testing of FFPE human prostate carcinoma tissue with Tyrosyl-DNA phosphodiesterase 2 antibody. HIER: steam section in pH6 citrate buffer for 20 min and allow to cool prior to staining.



Immunofluorescent staining of human A549 cells with Tyrosyl-DNA phosphodiesterase 2 antibody (green), DAPI nuclear stain (blue) and anti-Actin (red).



Flow cytometry testing of human A549 cells with Tyrosyl-DNA phosphodiesterase 2 antibody; Blue=isotype control, Green= Tyrosyl-DNA phosphodiesterase 2 antibody.

## Description

This gene encodes a member of a superfamily of divalent cation-dependent phosphodiesterases. The encoded protein associates with CD40, tumor necrosis factor (TNF) receptor-75 and TNF receptor associated factors (TRAFs), and inhibits nuclear factor-kappa-B activation. This protein has sequence and structural similarities with APE1 endonuclease, which is involved in both DNA repair and the activation of transcription factors.

## Application Notes

The stated application concentrations are suggested starting points. Titration of the Tyrosyl-DNA phosphodiesterase 2 antibody may be required due to differences in protocols and secondary/substrate sensitivity.

## Immunogen

A portion of amino acids 246-272 from the human protein was used as the immunogen for the Tyrosyl-DNA phosphodiesterase 2 antibody.

## Storage

Aliquot the Tyrosyl-DNA phosphodiesterase 2 antibody and store frozen at -20oC or colder. Avoid repeated freeze-thaw cycles.

