


TTR Antibody / Transthyretin / Prealbumin [clone TTR/4293] (V8718)

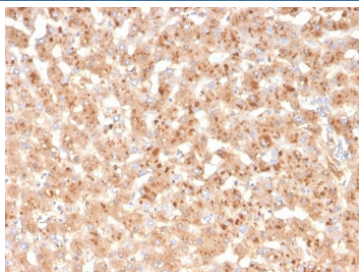
Catalog No.	Formulation	Size
V8718-100UG	0.2 mg/ml in 1X PBS with 0.1 mg/ml BSA (US sourced) and 0.05% sodium azide	100 ug
V8718-20UG	0.2 mg/ml in 1X PBS with 0.1 mg/ml BSA (US sourced) and 0.05% sodium azide	20 ug
V8718SAF-100UG	1 mg/ml in 1X PBS; BSA free, sodium azide free	100 ug

Bulk quote request

Availability	1-3 business days
Species Reactivity	Human
Format	Purified
Clonality	Monoclonal (mouse origin)
Isotype	Mouse IgG1, kappa
Clone Name	TTR/4293
Purity	Protein G affinity chromatography
UniProt	P02766
Localization	Secreted, cytoplasm
Applications	Western Blot : 2-4ug/ml Immunohistochemistry (FFPE) : 1-2ug/ml for 30 minutes at RT
Limitations	This TTR antibody is available for research use only.



Western blot testing of human liver lysate with TTR antibody. Predicted molecular weight ~16 kDa.

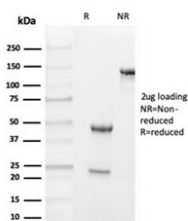


IHC staining of FFPE human liver with TTR antibody. HIER: boil tissue sections in pH 9 10mM Tris with 1mM EDTA for 20 min and allow to cool before testing.

Human Protein Microarray Specificity Validation



Analysis of HuProt(TM) microarray containing more than 19,000 full-length human proteins using TTR antibody. These results demonstrate the foremost specificity of the TTR/4293 mAb. Z- and S- score: The Z-score represents the strength of a signal that an antibody (in combination with a fluorescently-tagged anti-IgG secondary Ab) produces when binding to a particular protein on the HuProt(TM) array. Z-scores are described in units of standard deviations (SD's) above the mean value of all signals generated on that array. If the targets on the HuProt(TM) are arranged in descending order of the Z-score, the S-score is the difference (also in units of SD's) between the Z-scores. The S-score therefore represents the relative target specificity of an Ab to its intended target.



SDS-PAGE analysis of purified, BSA-free TTR antibody as confirmation of integrity and purity.

Description

Prealbumin, also designated transthyretin, is a major thyroid-hormone binding protein involved in transporting thyroxine from the bloodstream to the brain. Prealbumin is located in the cytoplasm and in the vesicles of developing rat brain cells, and is thought to be transported there from the cerebrospinal fluid via endocytosis. Sequence variants of this protein have been identified in amyloid fibrils from patients with familial amyloidotic polyneuropathy (FAP), the most common form of hereditary systemic amyloidosis. Although the biologically active form of Prealbumin is a tetramer, the amyloidogenic intermediate is thought to be a monomeric species. Prealbumin also binds to the retinol carrier protein RBP (retinol-binding protein).

Application Notes

Optimal dilution of the TTR antibody should be determined by the researcher.

Immunogen

Recombinant human full-length protein was used as the immunogen for the TTR antibody.

Storage

Store the TTR antibody at 2-8°C (with azide) or aliquot and store at -20°C or colder (without azide).

