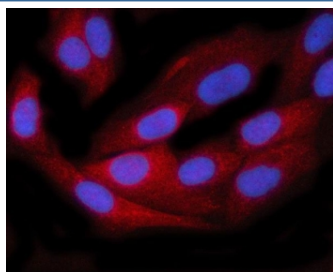


TTC38 Antibody / Tetratricopeptide repeat protein 38 (RQ8221)

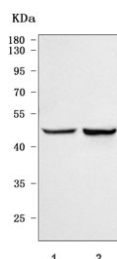
Catalog No.	Formulation	Size
RQ8221	0.5mg/ml if reconstituted with 0.2ml sterile DI water	100 ug

Bulk quote request

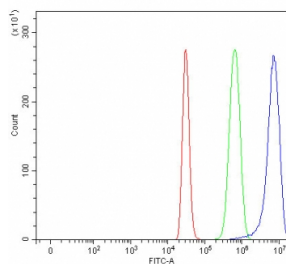
Availability	1-3 business days
Species Reactivity	Human
Format	Antigen affinity purified
Clonality	Polyclonal (rabbit origin)
Isotype	Rabbit IgG
Purity	Antigen affinity purified
Buffer	Lyophilized from 1X PBS with 2% Trehalose
UniProt	Q5R3I4
Applications	Western Blot : 0.5-1ug/ml Immunofluorescence : 5ug/ml Flow Cytometry : 1-3ug/million cells Direct ELISA : 0.1-0.5ug/ml
Limitations	This TTC38 antibody is available for research use only.



Immunofluorescent staining of FFPE human HeLa cells with TTC38 antibody (red) and DAPI nuclear stain (blue). HIER: steam section in pH6 citrate buffer for 20 min.



Western blot testing of human 1) HeLa and 2) SiHa cell lysate with TTC38 antibody. Predicted molecular weight ~53 kDa.



Flow cytometry testing of fixed and permeabilized human HepG2 cells with TTC38 antibody at 1ug/million cells (blocked with goat sera); Red=cells alone, Green=isotype control, Blue= TTC38 antibody.

Description

TTC38 (tetraatricopeptide repeat domain 38) is a 469 amino acid protein that contains three TPR repeats and belongs to the TTC38 family. The gene that encodes TTC38 consists of over 26,000 bases and maps to 22q13. Housing over 500 genes, chromosome 22 is the second smallest chromosome in the human genome. Mutations in several of the genes that map to chromosome 22 are involved in the development of Phelan-McDermid syndrome, Neurofibromatosis type 2, autism and schizophrenia. In addition, translocations between chromosomes 9 and 22 may lead to the formation of the Philadelphia Chromosome and the subsequent production of the novel fusion protein BCR-Abl, a potent cell proliferation activator found in several types of leukemias.

Application Notes

Optimal dilution of the TTC38 antibody should be determined by the researcher.

Immunogen

E. coli-derived recombinant human protein (amino acids E267-Q469) was used as the immunogen for the TTC38 antibody.

Storage

After reconstitution, the TTC38 antibody can be stored for up to one month at 4oC. For long-term, aliquot and store at -20oC. Avoid repeated freezing and thawing.