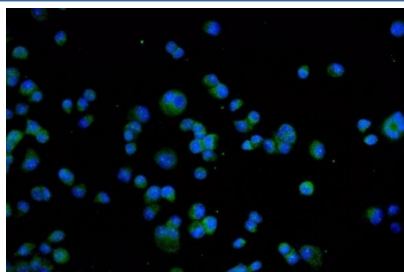


TRPV1 Antibody (RQ6968)

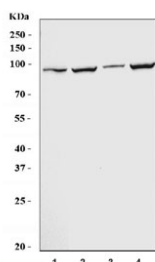
Catalog No.	Formulation	Size
RQ6968	0.5mg/ml if reconstituted with 0.2ml sterile DI water	100 ug

Bulk quote request

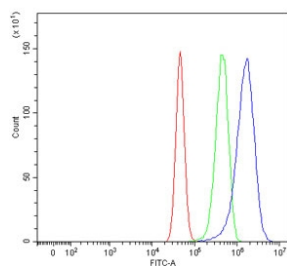
Availability	1-3 business days
Species Reactivity	Human, Rat
Format	Antigen affinity purified
Clonality	Polyclonal (rabbit origin)
Isotype	Rabbit IgG
Purity	Antigen affinity purified
Buffer	Lyophilized from 1X PBS with 2% Trehalose
UniProt	Q8NER1
Applications	Western Blot : 0.5-1 ug/ml Immunofluorescence : 5ug/ml Flow Cytometry : 1-3ug/million cells Direct ELISA : 0.1-0.5ug/ml
Limitations	This TRPV1 antibody is available for research use only.



Immunofluorescent staining of FFPE human T-47D cells with TRPV1 antibody (green) and DAPI nuclear stain (blue). HIER: steam section in pH6 citrate buffer for 20 min.



Western blot testing of 1) human 293T, 2) HepG2, 3) rat liver and 4) rat PC-12 cell lysate with TRPV1 antibody. Predicted molecular weight ~95 kDa.



Flow cytometry testing of human U-87 MG cells with TRPV1 antibody at 1ug/million cells (blocked with goat sera); Red=cells alone, Green=isotype control, Blue= TRPV1 antibody.

Description

The transient receptor potential cation channel, subfamily V, member 1 (TRPV1), also known as the capsaicin receptor is a protein which in humans is encoded by the TRPV1 gene. TRPV1 (also called Vanilloid receptor type 1) is a ligand-gated nonselective cation channel that is considered to be an important integrator of various pain stimuli such as endogenous lipids, capsaicin, heat, and low pH. In addition to expression in primary afferents, TRPV1 is also expressed in the CNS. Cui M et al. (2006) demonstrate that TRPV1 receptors in the CNS plays an important role in pain mediated by central sensitization. And the significant CNS penetration is necessary for a TRPV1 antagonist to produce broad-spectrum analgesia. And TRPV1 also participates in normal bladder function and is essential for normal mechanically evoked purinergic signaling by the urothelium.

Application Notes

Optimal dilution of the TRPV1 antibody should be determined by the researcher.

Immunogen

Recombinant human TRPV1 protein (amino acids E107-A800) was used as the immunogen for the TRPV1 antibody.

Storage

After reconstitution, the TRPV1 antibody can be stored for up to one month at 4°C. For long-term, aliquot and store at -20°C. Avoid repeated freezing and thawing.