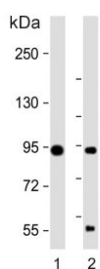


TRPV1 Antibody (F54680)

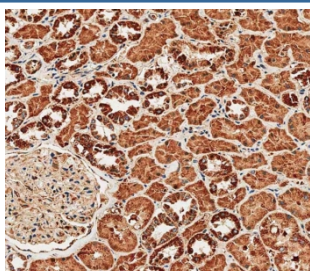
Catalog No.	Formulation	Size
F54680-0.4ML	In 1X PBS, pH 7.4, with 0.09% sodium azide	0.4 ml
F54680-0.08ML	In 1X PBS, pH 7.4, with 0.09% sodium azide	0.08 ml

[Bulk quote request](#)

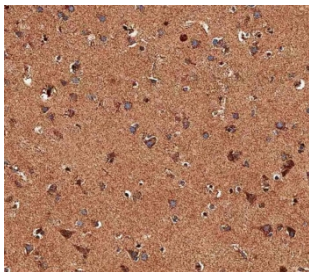
Availability	1-3 business days
Species Reactivity	Human, Mouse, Rat
Format	Purified
Clonality	Polyclonal (rabbit origin)
Isotype	Rabbit Ig
Purity	Antigen affinity purified
UniProt	Q8NER1
Applications	Immunohistochemistry (FFPE) : 1:25 Western Blot : 1:500-1:2000
Limitations	This TRPV1 antibody is available for research use only.



Western blot testing of 1) mouse cerebellum and 2) rat cerebellum tissue lysate with TRPV1 antibody. Predicted molecular weight ~95 kDa.



IHC testing of FFPE human kidney tissue with TRPV1 antibody. HIER: steam section in pH6 citrate buffer for 20 min and allow to cool prior to staining.



IHC testing of FFPE human brain tissue with TRPV1 antibody. HIER: steam section in pH6 citrate buffer for 20 min and allow to cool prior to staining.

Description

Ligand-activated non-selective calcium permeant cation channel involved in detection of noxious chemical and thermal stimuli. [UniProt]

Application Notes

The stated application concentrations are suggested starting points. Titration of the TRPV1 antibody may be required due to differences in protocols and secondary/substrate sensitivity.

Immunogen

A portion of amino acids 124-153 from the human protein was used as the immunogen for the TRPV1 antibody.

Storage

Aliquot the TRPV1 antibody and store frozen at -20oC or colder. Avoid repeated freeze-thaw cycles.