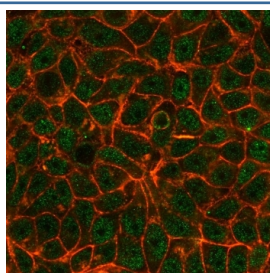


TIF1 alpha Antibody / TIF1A / TRIM24 [clone PCRP-TRIM24-1B12] (V9252)

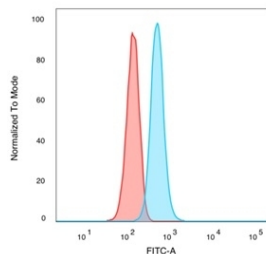
Catalog No.	Formulation	Size
V9252-100UG	0.2 mg/ml in 1X PBS with 0.1 mg/ml BSA (US sourced), 0.05% sodium azide	100 ug
V9252-20UG	0.2 mg/ml in 1X PBS with 0.1 mg/ml BSA (US sourced), 0.05% sodium azide	20 ug
V9252SAF-100UG	1 mg/ml in 1X PBS; BSA free, sodium azide free	100 ug

[Bulk quote request](#)

Availability	1-3 business days
Species Reactivity	Human
Format	Purified
Clonality	Monoclonal (mouse origin)
Isotype	Mouse IgG1
Clone Name	PCRP-TRIM24-1B12
Purity	Protein A/G affinity
UniProt	O15164
Localization	Nucleus, Cytoplasm
Applications	Flow Cytometry : 1-2ug/million cells Immunofluorescence : 1-2ug/ml
Limitations	This TIF1 alpha antibody is available for research use only.

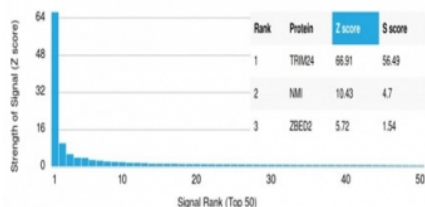


Immunofluorescent staining of PFA-fixed MCF7 cells using TIF1 alpha antibody (green, clone PCRP-TRIM24-1B12) and phalloidin (red).



FACS staining of PFA-fixed human HeLa cells with TIF1 alpha antibody (blue, clone PCRP-TRIM24-1B12) and isotype control (red).

Human Protein Microarray Specificity Validation



Analysis of HuProt(TM) microarray containing more than 19,000 full-length human proteins using TIF1 alpha antibody (clone PCRP-TRIM24-1B12). These results demonstrate the foremost specificity of the PCRP-TRIM24-1B12 mAb. Z- and S- score: The Z-score represents the strength of a signal that an antibody (in combination with a fluorescently-tagged anti-IgG secondary Ab) produces when binding to a particular protein on the HuProt(TM) array. Z-scores are described in units of standard deviations (SD's) above the mean value of all signals generated on that array. If the targets on the HuProt(TM) are arranged in descending order of the Z-score, the S-score is the difference (also in units of SD's) between the Z-scores. The S-score therefore represents the relative target specificity of an Ab to its intended target.

Description

TIF1 alpha, also referred to as TIF1A and TRIM24, is a transcriptional coactivator that interacts with numerous nuclear receptors and coactivators and modulates the transcription of target genes. [UniProt]

Application Notes

Optimal dilution of the TIF1 alpha antibody should be determined by the researcher.

Immunogen

Recombinant full-length human Transcription intermediary factor 1-alpha protein was used as the immunogen for the TIF1 alpha antibody.

Storage

Aliquot the TIF1 alpha antibody and store frozen at -20oC or colder. Avoid repeated freeze-thaw cycles.