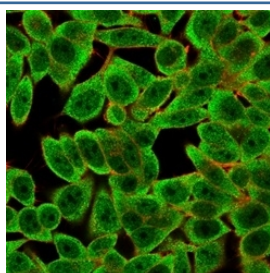


Th-Pok Antibody / ZBTB7B [clone PCRP-ZBTB7B-1B6] (V9232)

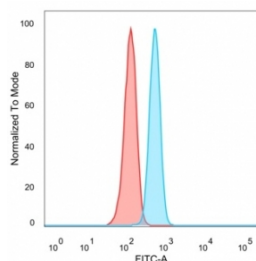
Catalog No.	Formulation	Size
V9232-100UG	0.2 mg/ml in 1X PBS with 0.1 mg/ml BSA (US sourced), 0.05% sodium azide	100 ug
V9232-20UG	0.2 mg/ml in 1X PBS with 0.1 mg/ml BSA (US sourced), 0.05% sodium azide	20 ug
V9232SAF-100UG	1 mg/ml in 1X PBS; BSA free, sodium azide free	100 ug

[Bulk quote request](#)

Availability	1-3 business days
Species Reactivity	Human
Format	Purified
Clonality	Monoclonal (mouse origin)
Isotype	Mouse IgG2b
Clone Name	PCRP-ZBTB7B-1B6
Purity	Protein A/G affinity
UniProt	O15156
Localization	Nucleus
Applications	Flow Cytometry : 1-2ug/million cells Immunofluorescence : 1-2ug/ml Western Blot : 1-2ug/ml
Limitations	This Th-Pok antibody is available for research use only.



Immunofluorescent staining of PFA-fixed human HeLa cells using Th-Pok antibody (green, clone PCRP-ZBTB7B-1B6) and phalloidin (red).

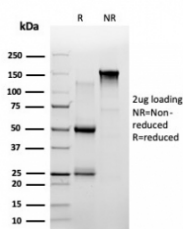


FACS staining of PFA-fixed human HeLa cells with Th-Pok antibody (blue, clone PCRP-ZBTB7B-1B6), and unstained cells (red).

Human Protein Microarray Specificity Validation



Analysis of HuProt(TM) microarray containing more than 19,000 full-length human proteins using Th-Pok antibody (clone PCRP-ZBTB7B-1B6). These results demonstrate the foremost specificity of the PCRP-ZBTB7B-1B6 mAb. Z- and S- score: The Z-score represents the strength of a signal that an antibody (in combination with a fluorescently-tagged anti-IgG secondary Ab) produces when binding to a particular protein on the HuProt(TM) array. Z-scores are described in units of standard deviations (SD's) above the mean value of all signals generated on that array. If the targets on the HuProt(TM) are arranged in descending order of the Z-score, the S-score is the difference (also in units of SD's) between the Z-scores. The S-score therefore represents the relative target specificity of an Ab to its intended target.



SDS-PAGE analysis of purified, BSA-free Th-Pok antibody (PCRP-ZBTB7B-1B6) as confirmation of integrity and purity.

Description

TH-POK (T-helper-inducing POZ/Kr ppel-like factor), also known as zinc finger protein 67 (ZFP67), zinc finger and BTB domain-containing protein 7B or Kr ppel-related zinc finger protein cKrox, is a 539 amino acid protein that contains one BTB (POZ) domain and four C2H2-type zinc fingers. Localized to the nucleus, TH-POK functions primarily as a key regulator of lineage commitment of immature T-cell precursors. Specifically, the presence of TH-POK directs positively selected thymocytes to the CD4 lineage, whereas its absence causes default development to the CD8 lineage. TH-POK also functions as a transcriptional repressor of various other genes, such as COL1A1, COL1A2 and Fibronectin.

Application Notes

Optimal dilution of the Th-Pok antibody should be determined by the researcher.

Immunogen

Recombinant full-length human Zinc finger and BTB domain-containing protein 7B protein was used as the immunogen for the Th-Pok antibody.

Storage

Aliquot the Th-Pok antibody and store frozen at -20oC or colder. Avoid repeated freeze-thaw cycles.

