


TGM2 Antibody (R32370)

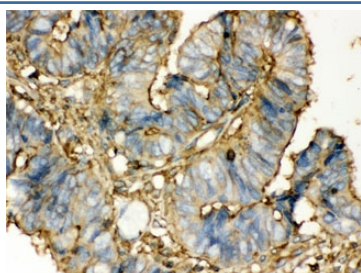
| Catalog No. | Formulation | Size |
|-------------|---|--------|
| R32370 | 0.5mg/ml if reconstituted with 0.2ml sterile DI water | 100 ug |

Bulk quote request

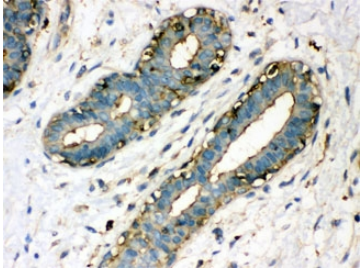
| | |
|---------------------------|---|
| Availability | 1-3 business days |
| Species Reactivity | Human, Mouse, Rat |
| Format | Antigen affinity purified |
| Clonality | Polyclonal (rabbit origin) |
| Isotype | Rabbit IgG |
| Purity | Antigen affinity |
| Buffer | Lyophilized from 1X PBS with 2.5% BSA and 0.025% sodium azide/thimerosal |
| UniProt | P21980 |
| Localization | Cytoplasmic, cell surface |
| Applications | Western Blot : 0.5-1ug/ml IHC (FFPE) : 0.5-1ug/ml IHC (Frozen) : 0.5-1ug/ml |
| Limitations | This TGM2 antibody is available for research use only. |



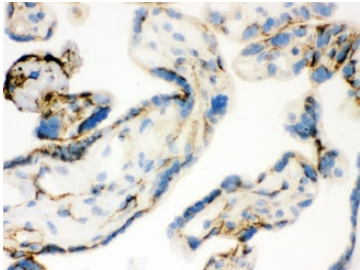
Western blot testing of TGM2 antibody and Lane 1: rat liver, 2. rat ovary and 3: HeLa lysate. Predicted/observed molecular weight: ~ 78 kDa.



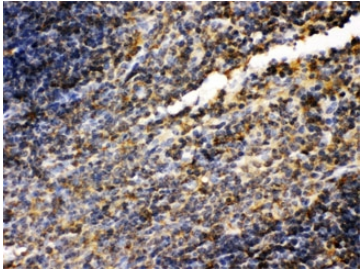
IHC-P: TGM2 antibody testing of human intestine cancer



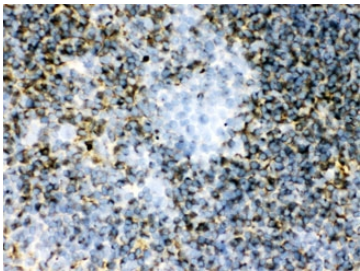
IHC-P: TGM2 antibody testing of human breast cancer



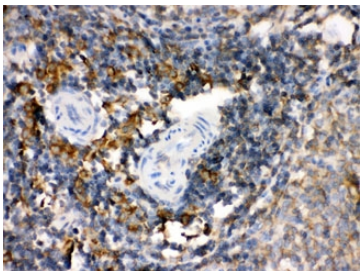
IHC-F: TGM2 antibody testing of human placental tissue



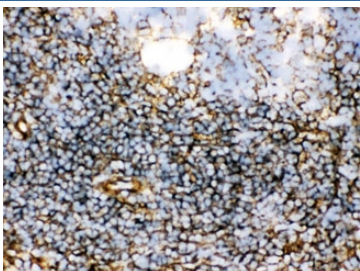
IHC-P: TGM2 antibody testing of mouse spleen tissue



IHC-F: TGM2 antibody testing of mouse spleen tissue



IHC-P: TGM2 antibody testing of rat spleen tissue



IHC-F: TGM2 antibody testing of rat spleen tissue

Description

Transglutaminase 2, also called TGC, TG2 and TGM2, is a 78-kDa, calcium dependent enzyme of the protein-glutamine gamma-glutamyltransferases family. Transglutaminases (TGs) are enzymes that catalyze the crosslinking of proteins by epsilon-gamma glutamyl lysine isopeptide bonds. While the primary structure of TGs are not conserved, they all have the same amino acid sequence at their active sites and their activity is calcium-dependent. Transglutaminase 2 acts as a monomer, is induced by retinoic acid, and appears to be involved in apoptosis. It is the autoantigen implicated in celiac disease.

Application Notes

The stated application concentrations are suggested starting amounts. Titration of the TGM2 antibody may be required due to differences in protocols and secondary/substrate sensitivity.

Immunogen

Amino acids LERCDLELETNGRDHHTADLCREKLVVR (human) used as the immunogen for this TGM2 antibody.

Storage

After reconstitution, the TGM2 antibody can be stored for up to one month at 4oC. For long-term, aliquot and store at -20oC. Avoid repeated freezing and thawing.