

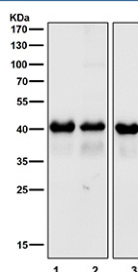
TARDBP Antibody / TAR DNA binding protein 43 / TDP43 [clone ABAB-20] (RQ8883)

Catalog No.	Formulation	Size
RQ8883	Antibody in PBS with 0.02% sodium azide, 50% glycerol and 0.4-0.5mg/ml BSA	100 ul

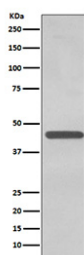
Recombinant **RABBIT MONOCLONAL**

[Bulk quote request](#)

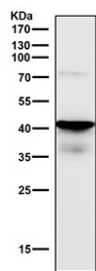
Availability	1-3 days
Species Reactivity	Human, Mouse, Rat
Format	Purified
Clonality	Recombinant Rabbit Monoclonal
Isotype	Rabbit IgG
Clone Name	ABAB-20
Purity	Affinity chromatography
UniProt	Q13148
Localization	Nuclear, cytoplasmic
Applications	Western Blot : 1:500-1:2000
Limitations	This TARDBP antibody is available for research use only.



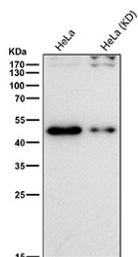
Western blot testing of 1) mouse brain, 2) mouse skin and 3) rat brain tissue lysate with TARDBP antibody. Predicted molecular weight ~45 kDa, commonly observed at 43-45 kDa.



Western blot testing of human K562 cell lysate with TARDBP antibody. Predicted molecular weight ~45 kDa, commonly observed at 43-45 kDa.



Western blot testing of human HepG2 cell lysate with TARDBP antibody. Predicted molecular weight ~45 kDa, commonly observed at 43-45 kDa.



Western blot testing of human HeLa cell lysate (wild type and knock down) with TARDBP antibody. Predicted molecular weight ~45 kDa, commonly observed at 43-45 kDa.