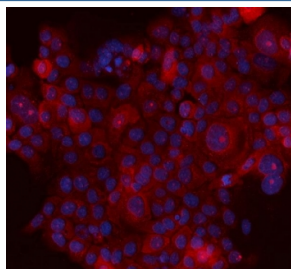


## SERPINB5 Antibody / MASPIN (R31769)

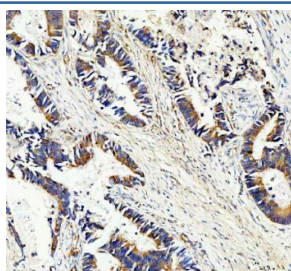
Catalog No.	Formulation	Size
R31769	0.5mg/ml if reconstituted with 0.2ml sterile DI water	100 ug

**Bulk quote request**

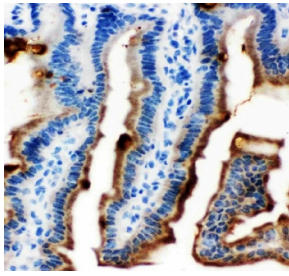
<b>Availability</b>	1-3 business days
<b>Species Reactivity</b>	Human, Mouse
<b>Format</b>	Antigen affinity purified
<b>Clonality</b>	Polyclonal (rabbit origin)
<b>Isotype</b>	Rabbit IgG
<b>Purity</b>	Antigen affinity
<b>Buffer</b>	Lyophilized from 1X PBS with 2% Trehalose
<b>UniProt</b>	P36952
<b>Gene ID</b>	5268
<b>Applications</b>	Western Blot : 0.5-1ug/ml Immunohistochemistry (FFPE) : 2-5ug/ml Immunofluorescence : 5ug/ml
<b>Limitations</b>	This SERPINB5 antibody is available for research use only.



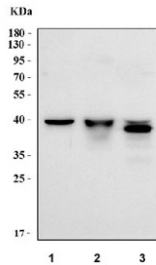
Immunofluorescent staining of FFPE human A431 cells with SERPINB5 antibody (red) and DAPI nuclear stain (blue). HIER: steam section in pH6 citrate buffer for 20 min.



IHC staining of FFPE human colon cancer tissue with SERPINB5 antibody. HIER: boil tissue sections in pH8 EDTA for 20 min and allow to cool before testing.



IHC staining of FFPE mouse colon tissue with SERPINB5 antibody. HIER: boil tissue sections in pH8 EDTA for 20 min and allow to cool before testing.



Western blot testing of human 1) HeLa, 2) HaCaT and 3) Caco-2 cell lysate with SERPINB5 antibody. Predicted molecular weight: 42~45 kDa.

## Description

MASPIN, also called Ovalbumin and PI5, is a protein that in humans is encoded by the SERPINB5 gene. It is expressed in the skin, prostate, testis, intestine, tongue, lung, and the thymus. It is a member of the serpin superfamily of serine protease inhibitors. The primary function of most members of this family is to regulate the breakdown of proteins by inhibiting the catalytic activity of proteinases. Through this mechanism of action, serpins regulate a number of cellular processes including phagocytosis, coagulation, and fibrinolysis.

## Application Notes

The stated application concentrations are suggested starting amounts. Titration of the SERPINB5 antibody may be required due to differences in protocols and secondary/substrate sensitivity.

## Immunogen

Human partial recombinant protein (AA 1-350) was used as the immunogen for this SERPINB5 antibody.

## Storage

After reconstitution, the SERPINB5 antibody can be stored for up to one month at 4°C. For long-term, aliquot and store at -20°C. Avoid repeated freezing and thawing.