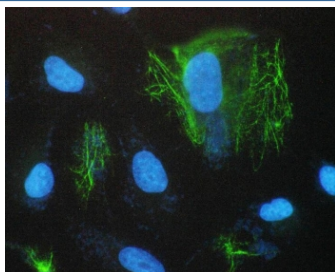


## SCNN1A Antibody (RQ4301)

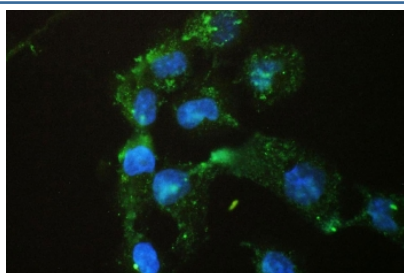
Catalog No.	Formulation	Size
RQ4301	0.5mg/ml if reconstituted with 0.2ml sterile DI water	100 ug

**Bulk quote request**

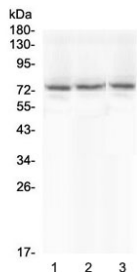
<b>Availability</b>	1-3 business days
<b>Species Reactivity</b>	Human
<b>Format</b>	Antigen affinity purified
<b>Clonality</b>	Polyclonal (rabbit origin)
<b>Isotype</b>	Rabbit IgG
<b>Purity</b>	Antigen affinity purified
<b>Buffer</b>	Lyophilized from 1X PBS with 2% Trehalose and 0.025% sodium azide
<b>UniProt</b>	P37088
<b>Localization</b>	Cell membrane
<b>Applications</b>	Western Blot : 0.5-1ug/ml Immunofluorescence : 5ug/ml
<b>Limitations</b>	This SCNN1A antibody is available for research use only.



Immunofluorescent staining of FFPE human A431 cells with SCNN1A antibody (green) and DAPI nuclear stain (blue). HIER: steam section in pH6 citrate buffer for 20 min.



Immunofluorescent staining of FFPE human A431 cells with SCNN1A antibody (green) and DAPI nuclear stain (blue). HIER: steam section in pH6 citrate buffer for 20 min.



Western blot testing of human 1) COLO-320, 2) HepG2 and 3) A549 cell lysate with SCNN1A antibody at 0.5ug/ml. Predicted molecular weight ~76 kDa.

## Description

The SCNN1A gene encodes the alpha subunit of the epithelial sodium channel (ENaC), a constitutively active channel that allows the flow of sodium ions from the lumen into epithelial cells across the apical cell membrane. The ENaC channel, which is regulated by the renin-angiotensin-aldosterone system, has a central role in the regulation of extracellular fluid volume and blood pressure. The other subunits are encoded by the beta (SCNN1B), gamma (SCNN1G), and delta (SCNN1D) genes. This SCNN1A gene is mapped to 12p13.31. Mutations in this gene have been associated with pseudohypoaldosteronism type 1 (PHA1), a rare salt wasting disease resulting from target organ unresponsiveness to mineralocorticoids.

## Application Notes

Optimal dilution of the SCNN1A antibody should be determined by the researcher.

## Immunogen

Amino acids QEWFVQMLSRQNNYTVNNKRNGVAKVNIFFKELNYK were used as the immunogen for the SCNN1A antibody.

## Storage

After reconstitution, the SCNN1A antibody can be stored for up to one month at 4oC. For long-term, aliquot and store at -20oC. Avoid repeated freezing and thawing.