

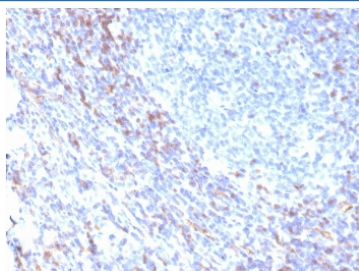
Recombinant ZAP70 Antibody [clone rZAP70/2046] (V8476)

Catalog No.	Formulation	Size
V8476-100UG	0.2 mg/ml in 1X PBS with 0.1 mg/ml BSA (US sourced) and 0.05% sodium azide	100 ug
V8476-20UG	0.2 mg/ml in 1X PBS with 0.1 mg/ml BSA (US sourced) and 0.05% sodium azide	20 ug
V8476SAF-100UG	1 mg/ml in 1X PBS; BSA free, sodium azide free	100 ug

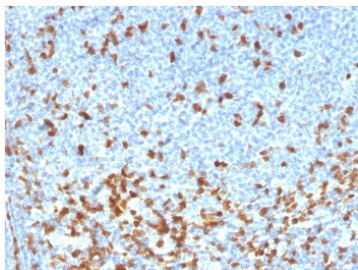
Recombinant **MOUSE MONOCLONAL**

[Bulk quote request](#)

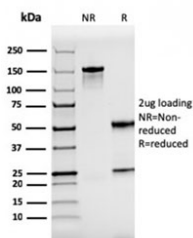
Availability	1-3 business days
Species Reactivity	Human
Format	Purified
Clonality	Recombinant Mouse Monoclonal
Isotype	Mouse IgG1, kappa
Clone Name	rZAP70/2046
Purity	Protein G affinity chromatography
UniProt	P43403
Localization	Cell surface, cytoplasmic
Applications	ELISA : 2-4ug/ml for coating (order Ab without BSA) Immunohistochemistry (FFPE) : 1-2ug/ml for 30 minutes at RT
Limitations	This recombinant ZAP70 antibody is available for research use only.



IHC staining of FFPE human tonsil with recombinant ZAP70 antibody. HIER: boil tissue sections in pH 9 10mM Tris with 1mM EDTA for 20 min and allow to cool before testing.



IHC staining of FFPE human lymphoma with recombinant ZAP70 antibody. HIER: boil tissue sections in pH 9 10mM Tris with 1mM EDTA for 20 min and allow to cool before testing.



SDS-PAGE analysis of purified, BSA-free recombinant ZAP70 antibody as confirmation of integrity and purity.

Description

ZAP70 is a 70kDa protein tyrosine kinase found in T-cells and natural killer cells. Control of this protein translation is via the IgVH gene. ZAP70 protein is expressed in leukemic cells of approximately 25% of chronic lymphocytic leukemia (CLL) cases as well. Anti-ZAP70 expression is an excellent surrogate marker for the distinction between the Ig-mutated (anti-ZAP70 negative) and Ig-unmutated (anti-ZAP70 positive) CLL subtypes and can identify patient groups with divergent clinical courses. The anti-ZAP70 positive Ig-unmutated CLL cases have been shown to have a poorer prognosis.

Application Notes

Optimal dilution of the recombinant ZAP70 antibody should be determined by the researcher.

Immunogen

A portion of amino acids 247-382 from the human protein was used as the immunogen for the recombinant ZAP70 antibody.

Storage

Store the recombinant ZAP70 antibody at 2-8°C (with azide) or aliquot and store at -20°C or colder (without azide).