


Recombinant HSPB1 Antibody / HSP27 [clone rHSPB1/6489] (V8989)

Catalog No.	Formulation	Size
V8989-100UG	0.2 mg/ml in 1X PBS with 0.1 mg/ml BSA (US sourced), 0.05% sodium azide	100 ug
V8989-20UG	0.2 mg/ml in 1X PBS with 0.1 mg/ml BSA (US sourced), 0.05% sodium azide	20 ug
V8989SAF-100UG	1 mg/ml in 1X PBS; BSA free, sodium azide free	100 ug

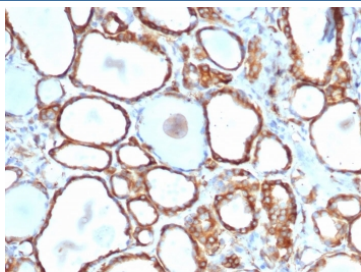
Recombinant **MOUSE MONOCLONAL**

[Bulk quote request](#)

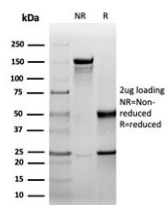
Availability	1-3 business days
Species Reactivity	Human
Format	Purified
Clonality	Recombinant Mouse Monoclonal
Isotype	Mouse IgG2a, kappa
Clone Name	rHSPB1/6489
Purity	Protein A/G affinity
UniProt	P04792
Localization	Predominantly cytoplasmic with some nuclear
Applications	Western Blot : 1-2ug/ml Immunohistochemistry (FFPE) : 1-2ug/ml
Limitations	This recombinant HSPB1 antibody is available for research use only.



Western blot testing of human liver tissue lysate using recombinant HSPB1 antibody (clone rHSPB1/6489). Predicted molecular weight: 23-27 kDa.



IHC staining of FFPE human thyroid with recombinant HSPB1 antibody (clone rHSPB1/6489). HIER: boil tissue sections in pH 9 10mM Tris with 1mM EDTA for 20 min and allow to cool before testing.



SDS-PAGE analysis of purified, BSA-free recombinant HSPB1 antibody (clone rHSPB1/6489) as confirmation of integrity and purity.

Description

HSP27 is a small heat shock protein which functions as a molecular chaperone probably maintaining denatured proteins in a folding-competent state. [UniProt]

Application Notes

Optimal dilution of the recombinant HSPB1 antibody should be determined by the researcher.

Immunogen

Recombinant human full-length HSP27 protein was used as the immunogen for the recombinant HSPB1 antibody.

Storage

Aliquot the recombinant HSPB1 antibody and store frozen at -20°C or colder. Avoid repeated freeze-thaw cycles.