


Recombinant H4K20ac Antibody [clone RM205] (R20227)

Catalog No.	Formulation	Size
R20227-100UG	1 mg/ml in PBS with 50% glycerol, 1% BSA and 0.09% sodium azide	100 ug
R20227-25UG	1 mg/ml in PBS with 50% glycerol, 1% BSA and 0.09% sodium azide	25 ug

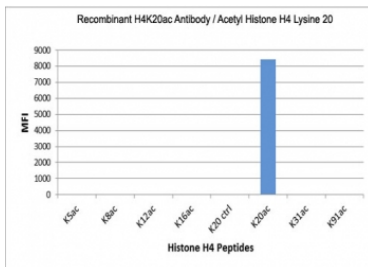
Recombinant **RABBIT MONOCLONAL**

[Bulk quote request](#)

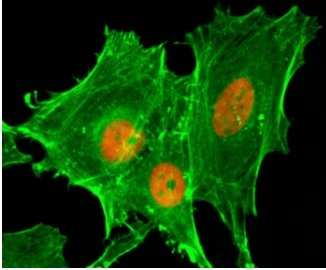
Availability	1-3 business days
Species Reactivity	All Species
Format	Purified
Clonality	Recombinant Rabbit Monoclonal
Isotype	Rabbit IgG
Clone Name	RM205
Purity	Protein A purified from animal origin-free supernatant
UniProt	P62805
Gene ID	121504
Applications	Western Blot : 1-2ug/ml ELISA : 0.2-1ug/ml Immunocytochemistry : 1-2ug/ml
Limitations	This recombinant H4K20ac antibody is available for research use only.



Western blot test of (1) acid extracts of HeLa cells and (2) recombinant Histone H4 using recombinant H4K20ac antibody at 1 ug/ml showed a band of Histone H4 acetylated at Lysine 20 in HeLa cells.



This recombinant H4K20ac antibody specifically reacts to Histone H4 acetylated at Lysine 20 (K20ac). No cross reactivity with unmodified Lysine 20 (K20 ctrl) or other acetylated Lysines.



ICC/IF staining of HeLa cells treated with sodium butyrate using recombinant H4K20ac antibody (red). Actin filaments have been labeled with fluorescein phalloidin (green).

Description

This recombinant H4K20ac antibody reacts to Histone H4 acetylated at Lysine 20 (K20ac). No cross reactivity with other acetylated Lysines in Histone H4.

Application Notes

The stated application concentrations are suggested starting points. Titration of the recombinant H4K20ac antibody may be required due to differences in protocols and secondary/substrate sensitivity.

Immunogen

An acetyl-peptide corresponding to Acetyl-Histone H4 (Lys20) was used as the immunogen for this recombinant H4K20ac antibody.

Storage

Store the recombinant H4K20ac antibody at -20oC (with glycerol) or aliquot and store at -20oC (without glycerol).