

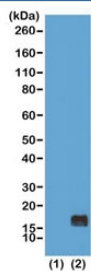
## Recombinant H3K9me1 Antibody [clone RM150] (R20214)

Catalog No.	Formulation	Size
R20214-100UG	1 mg/ml in PBS with 50% glycerol, 1% BSA and 0.09% sodium azide	100 ug
R20214-25UG	1 mg/ml in PBS with 50% glycerol, 1% BSA and 0.09% sodium azide	25 ug

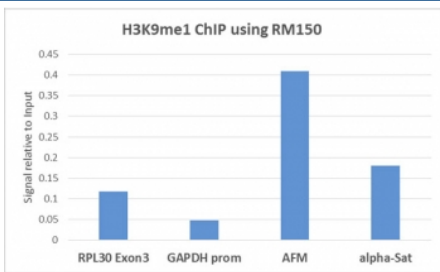
Recombinant **RABBIT MONOCLONAL**

[Bulk quote request](#)

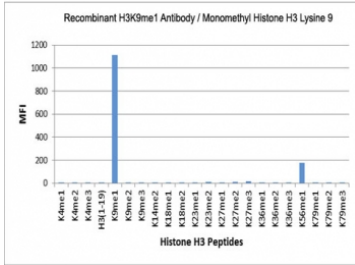
<b>Availability</b>	1-3 business days
<b>Species Reactivity</b>	All Species
<b>Format</b>	Purified
<b>Clonality</b>	Recombinant Rabbit Monoclonal
<b>Isotype</b>	Rabbit IgG
<b>Clone Name</b>	RM150
<b>Purity</b>	Protein A purified from animal origin-free supernatant
<b>UniProt</b>	P84243
<b>Gene ID</b>	8350
<b>Applications</b>	Western Blot : 0.2ug/ml-1ug/ml ChIP : 2ug/ml-10ug/mg of lysate Immunocytochemistry : 0.5-2ug/ml ELISA : 0.2-1ug/ml
<b>Limitations</b>	This recombinant H3K9me1 antibody is available for research use only.



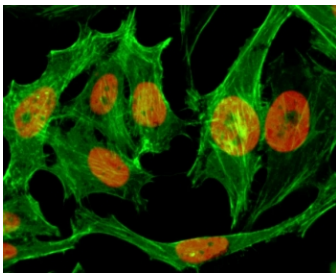
Western blot of recombinant histone H3.3 (1) and acid extracts of human HeLa cells (2) using recombinant H3K9me1 antibody at 0.5 ug/ml shows a band of histone H3 monomethylated at Lysine 9 (K9me1) in HeLa cells.



ChIP performed on human HeLa cells using recombinant H3K9me1 antibody (5ug). Real-time PCR was performed using primers specific to the gene indicated.



The recombinant H3K9me1 antibody specifically reacts to Histone H3 monomethylated at Lysine 9 (K9me1). No cross reactivity with non-modified, dimethylated (K9me2) or trimethylated Lysine 4 (K9me3), or other methylations in Histone H3.



ICC/IF testing of human HeLa cells treated with sodium butyrate using recombinant H3K9me1 antibody (red). Actin filaments have been labeled with fluorescein phalloidin (green).

## Description

This recombinant H3K9me1 antibody reacts to Histone H3 monomethylated at Lysine 9 (K9me1). No cross reactivity with dimethylated (K9me2) or trimethylated Lysine 9 (K9me3), or other methylations in Histone H3.

## Application Notes

The stated application concentrations are suggested starting points. Titration of the recombinant H3K9me1 antibody may be required due to differences in protocols and secondary/substrate sensitivity.

## Immunogen

A monomethyl-peptide corresponding to Monomethyl-Histone H3 (Lys9) was used as the immunogen for this recombinant H3K9me1 antibody.

## Storage

Store the recombinant H3K9me1 antibody at -20oC (with glycerol) or aliquot and store at -20oC (without glycerol).