


Recombinant H3K4ac Antibody [clone RM149] (R20213)

Catalog No.	Formulation	Size
R20213-100UG	1 mg/ml in PBS with 50% glycerol, 1% BSA and 0.09% sodium azide	100 ug
R20213-25UG	1 mg/ml in PBS with 50% glycerol, 1% BSA and 0.09% sodium azide	25 ug

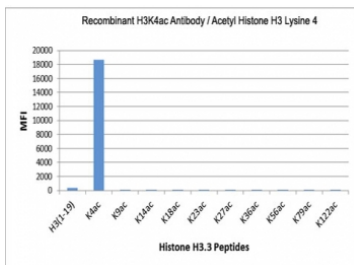
Recombinant **RABBIT MONOCLONAL**

[Bulk quote request](#)

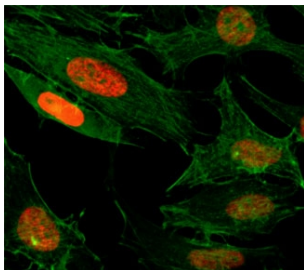
Availability	1-3 business days
Species Reactivity	All Species
Format	Purified
Clonality	Recombinant Rabbit Monoclonal
Isotype	Rabbit IgG
Clone Name	RM149
Purity	Protein A purified from animal origin-free supernatant
UniProt	P84243
Gene ID	8350
Applications	Western Blot : 0.25-1ug/ml Immunocytochemistry : 0.5-2ug/ml ELISA : 0.2-1ug/ml
Limitations	This recombinant H3K4ac antibody is available for research use only.



Western blot of acid extracts from HeLa cells untreated (-) or treated (+) with sodium butyrate using recombinant H3K4ac antibody at 0.5 ug/ml showed a band of Histone H3 acetylated at Lysine 4 in treated HeLa cells.



The recombinant H3K4ac antibody specifically reacts to Histone H3 acetylated at Lysine 4 (K4ac). No cross reactivity with non-modified Lysine 4, acetylated Lysine 9/14/18/23/27/36/56/79/122 in Histone H3.



ICC/IF test of HeLa cells treated with sodium butyrate using recombinant H3K4ac antibody (red). Actin filaments have been labeled with fluorescein phalloidin (green).

Description

This recombinant H3K4ac antibody reacts to Histone H3 acetylated at Lysine 4 (K4ac). No cross reactivity with other acetylated Lysines in Histone H3.

Application Notes

The stated application concentrations are suggested starting points. Titration of the recombinant H3K4ac antibody may be required due to differences in protocols and secondary/substrate sensitivity.

Immunogen

An acetyl-peptide corresponding to the Acetyl-Histone H3 (Lys4) was used as the immunogen for this recombinant H3K4ac antibody.

Storage

Store the recombinant H3K4ac antibody at -20oC (with glycerol) or aliquot and store at -20oC (without glycerol).