

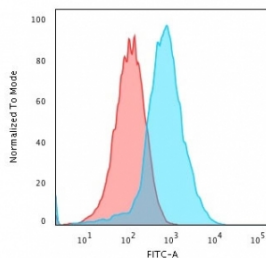
Recombinant GRP94 Antibody / HSP90B1 [clone HSP90B1/3168R] (V8139)

Catalog No.	Formulation	Size
V8139-100UG	0.2 mg/ml in 1X PBS with 0.1 mg/ml BSA (US sourced) and 0.05% sodium azide	100 ug
V8139-20UG	0.2 mg/ml in 1X PBS with 0.1 mg/ml BSA (US sourced) and 0.05% sodium azide	20 ug
V8139SAF-100UG	1 mg/ml in 1X PBS; BSA free, sodium azide free	100 ug

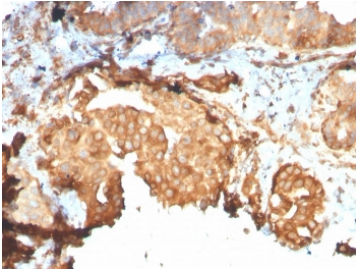
Recombinant **RABBIT MONOCLONAL**

[Bulk quote request](#)

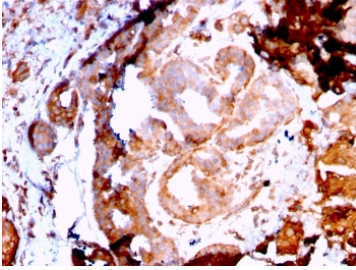
Availability	1-3 business days
Species Reactivity	Human
Format	Purified
Clonality	Recombinant Rabbit Monoclonal
Isotype	Rabbit IgG, kappa
Clone Name	HSP90B1/3168R
Purity	Protein A affinity chromatography
UniProt	P14625
Localization	Nuclear, cytoplasmic
Applications	Flow Cytometry : 1-2ug/10 ⁶ cells Immunohistochemistry (FFPE) : 1-2ug/ml
Limitations	This recombinant GRP94 antibody is available for research use only.



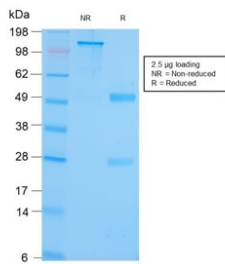
Flow cytometry testing of PFA-fixed human HepG2 cells with recombinant GRP94 antibody (clone HSP90B1/3168R); Red=isotype control, Blue= recombinant GRP94 antibody.



IHC staining of FFPE breast carcinoma with recombinant GRP94 antibody (clone HSP90B1/3168R). HIER: boil tissue sections in pH 9 10mM Tris with 1mM EDTA for 20 min and allow to cool before testing.



IHC staining of FFPE breast carcinoma with recombinant GRP94 antibody (clone HSP90B1/3168R). HIER: boil tissue sections in pH 9 10mM Tris with 1mM EDTA for 20 min and allow to cool before testing.



SDS-PAGE analysis of purified, BSA-free recombinant GRP94 antibody (clone HSP90B1/3168R) as confirmation of integrity and purity.

Description

Recognizes a protein of 94kDa, which is identified as the glucose-regulated protein 94 (grp94) and also tumor rejection antigen (gp96). Grp94 shows a high degree of sequence homology with the heat shock protein 90 (hsp90). This MAbs is highly specific to grp94 and shows minimal cross-reaction with other members of the HSP90 family. Grp's are a class of proteins unresponsive to heat shock and are induced by glucose deprivation. Grp94 has been briefly studied as a prognostic factor in breast cancer.

Application Notes

Optimal dilution of the recombinant GRP94 antibody should be determined by the researcher.

Immunogen

A recombinant full-length human protein was used as the immunogen for this recombinant GRP94 antibody.

Storage

Store the recombinant GRP94 antibody at 2-8oC (with azide) or aliquot and store at -20oC or colder (without azide).

