


Recombinant CDKN1B Antibody / p27Kip1 [clone rCDKN1B/13245] (V5645)

Catalog No.	Formulation	Size
V5645-100UG	0.2 mg/ml in 1X PBS with 0.1 mg/ml BSA (US sourced), 0.05% sodium azide	100 ug
V5645-20UG	0.2 mg/ml in 1X PBS with 0.1 mg/ml BSA (US sourced), 0.05% sodium azide	20 ug
V5645SAF-100UG	1 mg/ml in 1X PBS; BSA free, sodium azide free	100 ug

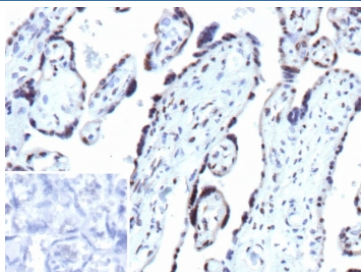
Recombinant **MOUSE MONOCLONAL**

[Bulk quote request](#)

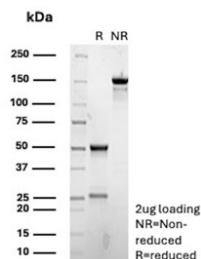
Availability	1-3 business days
Species Reactivity	Human
Format	Purified
Clonality	Recombinant Mouse Monoclonal
Isotype	Mouse IgG2a, kappa
Clone Name	rCDKN1B/13245
Purity	Protein G affinity
UniProt	P46527
Localization	Cytoplasm, Endosome, Nucleus
Applications	Immunohistochemistry (FFPE) : 1-2ug/ml Western Blot : 2-4ug/ml
Limitations	This recombinant CDKN1B antibody is available for research use only.



Western blot testing of human SK-BR-3 cell lysate with recombinant CDKN1B antibody (clone rCDKN1B/13245). Commonly observed at ~27 kDa.



IHC staining of FFPE human placental tissue with recombinant CDKN1B antibody (clone PASE/4LJ). Inset: PBS used in place of primary Ab (secondary Ab negative control).
HIER: boil tissue sections in pH 9 10mM Tris with 1mM EDTA for 20 min and allow to cool before testing.



SDS-PAGE analysis of purified, BSA-free recombinant CDKN1B antibody (clone rCDKN1B/13245) as confirmation of integrity and purity.

Description

This MAb recognizes a 27kDa protein called p27Kip1/CDKN1B/Cyclin-dependent kinase inhibitor 1B, a cell cycle regulatory mitotic inhibitor. It is highly specific and shows no cross-reaction with other related mitotic inhibitors. p27Kip1 functions as a negative regulator of G1 progression and has been proposed to function as a possible mediator of TGF-induced G1 arrest. p27Kip1 is a candidate tumor suppressor gene. This MAb is excellent for staining of formalin-fixed tissues.

Application Notes

Optimal dilution of the recombinant CDKN1B antibody should be determined by the researcher.

Immunogen

A recombinant human CDKN1B protein was used as the immunogen for the recombinant CDKN1B antibody.

Storage

Aliquot the recombinant CDKN1B antibody and store frozen at -20oC or colder. Avoid repeated freeze-thaw cycles.