

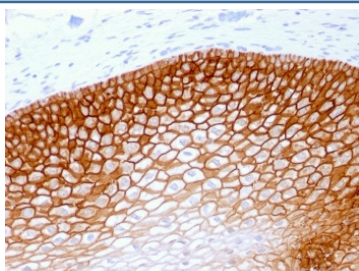
## Recombinant CD44v4 Antibody [clone rCD44v4/1219] (V3590)

Catalog No.	Formulation	Size
V3590-100UG	0.2 mg/ml in 1X PBS with 0.1 mg/ml BSA (US sourced) and 0.05% sodium azide	100 ug
V3590-20UG	0.2 mg/ml in 1X PBS with 0.1 mg/ml BSA (US sourced) and 0.05% sodium azide	20 ug
V3590SAF-100UG	1 mg/ml in 1X PBS; BSA free, sodium azide free	100 ug
V3590IHC-7ML	Prediluted in 1X PBS with 0.1 mg/ml BSA (US sourced) and 0.05% sodium azide; *For IHC use only*	7 ml

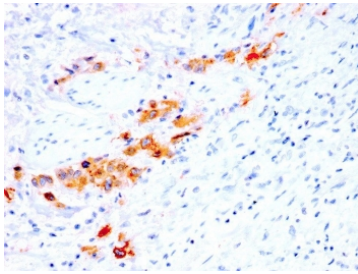
Recombinant **MOUSE MONOCLONAL**

[Bulk quote request](#)


<b>Availability</b>	1-3 business days
<b>Species Reactivity</b>	Human
<b>Format</b>	Purified
<b>Clonality</b>	Recombinant Mouse Monoclonal
<b>Isotype</b>	Mouse IgG2a, kappa
<b>Clone Name</b>	rCD44v4/1219
<b>Purity</b>	Protein G affinity chromatography
<b>UniProt</b>	P16070
<b>Localization</b>	Cell surface, cytoplasmic
<b>Applications</b>	Immunohistochemistry (FFPE) : 1-2ug/ml for 30 min at RT
<b>Limitations</b>	This recombinant CD44v4 antibody is available for research use only.



IHC testing of FFPE human cervical squamous cell carcinoma with recombinant CD44v4 antibody (clone rCD44v4/1219). Required HIER: steam sections in pH 9 10mM Tris with 1mM EDTA buffer for 10-20 min.



IHC testing of FFPE human bladder with recombinant CD44v4 antibody (clone rCD44v4/1219). Required HIER: steam sections in pH 9 10mM Tris with 1mM EDTA buffer for 10-20 min.



SDS-PAGE analysis of purified, BSA-free recombinant CD44v4 antibody (clone rCD44v4/1219) as confirmation of integrity and purity.

## Description

This antibody recognizes an epitope encoded by exon v4 on the variant portion of human CD44. The CD44 molecule belongs to a family of cellular adhesion molecules found on a wide range of normal and malignant cells in epithelial, mesothelial and hemopoiesis tissues. It is a single gene with 20 exons, of which 10 are normally expressed to encode the basic CD44 (H-CAM) molecule. The additional 10 exons (v1 to v10) are only expressed by alternative splicing of the nuclear RNA. The expression of specific cell adhesion molecule CD44 splice variants has been reported to be associated with metastasis in certain human malignancies.

## Application Notes

Titration of the recombinant CD44v4 antibody may be required for optimal performance.

1. The prediluted format is supplied in a dropper bottle and is optimized for use in IHC. After epitope retrieval step (if required), drip mAb solution onto the tissue section and incubate at RT for 30 min.

## Immunogen

An amino acid sequence from the variant 4 domain of CD44 was used as the immunogen for the recombinant CD44v4 antibody.

## Storage

Store the recombinant CD44v4 antibody at 2-8°C (with azide) or aliquot and store at -20°C or colder (without azide).