

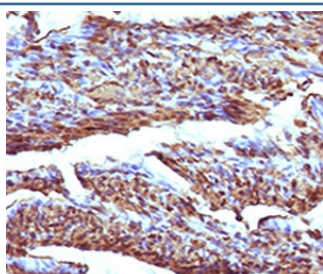
Recombinant Calponin Antibody / Rabbit Monoclonal [clone RMCN1-1] (V7217)

Catalog No.	Formulation	Size
V7217-100UG	0.2 mg/ml in 1X PBS with 0.1 mg/ml BSA (US sourced) and 0.05% sodium azide	100 ug
V7217-20UG	0.2 mg/ml in 1X PBS with 0.1 mg/ml BSA (US sourced) and 0.05% sodium azide	20 ug
V7217SAF-100UG	1 mg/ml in 1X PBS; BSA free, sodium azide free	100 ug
V7217IHC-7ML	Prediluted in 1X PBS with 0.1 mg/ml BSA (US sourced) and 0.05% sodium azide; *For IHC use only*	7 ml

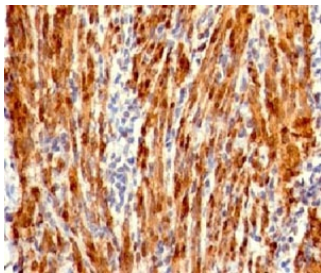
Recombinant RABBIT MONOCLONAL

[Bulk quote request](#)

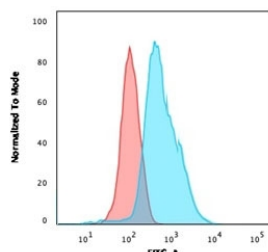
Availability	1-3 business days
Species Reactivity	Human
Format	Purified
Clonality	Recombinant Rabbit Monoclonal
Isotype	Rabbit IgG, kappa
Clone Name	RMCN1-1
Purity	Protein A affinity chromatography
UniProt	P51911
Localization	Cytoplasmic
Applications	Flow Cytometry : 1-2ug/10 ⁶ cells Immunohistochemistry (FFPE) : 1-2ug/ml for 30 min at RT Prediluted IHC Only Format : incubate for 30 min at RT (1)
Limitations	This recombinant Calponin antibody is available for research use only.



IHC testing of formalin-fixed, paraffin-embedded human uterus stained with recombinant Calponin antibody (clone RMCN1-1). HIER: steam sections in 10mM Tris with 1mM EDTA, pH 9.0, for 10-20 min.



IHC testing of formalin-fixed, paraffin-embedded human uterus stained with recombinant Calponin antibody (clone RMCN1-1). HIER: steam sections in 10mM Tris with 1mM EDTA, pH 9.0, for 10-20 min.



Flow cytometry testing of PFA-fixed human K562 cells with recombinant Calponin antibody (clone RMCN1-1); Red=isotype control, Blue= recombinant Calponin antibody.

Description

Calponin is a calmodulin, F-actin and tropomyosin binding protein which is thought to be involved in the regulation of smooth muscle contraction.

Application Notes

Optimal dilution of the recombinant Calponin antibody should be determined by the researcher.

1. The prediluted format is supplied in a dropper bottle and is optimized for use in IHC. After epitope retrieval step (if required), drip mAb solution onto the tissue section and incubate at RT for 30 min.

Immunogen

Recombinant human protein was used as the immunogen for the recombinant Calponin antibody.

Storage

Store the recombinant Calponin antibody at 2-8oC (with azide) or aliquot and store at -20oC or colder (without azide).