

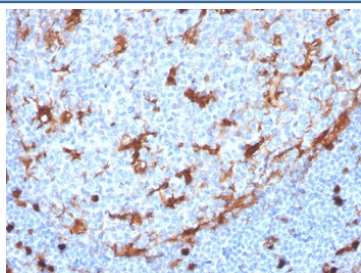
Recombinant Annexin A1 Antibody [clone ANXA1/3869R] (V8307)

Catalog No.	Formulation	Size
V8307-100UG	0.2 mg/ml in 1X PBS with 0.1 mg/ml BSA (US sourced) and 0.05% sodium azide	100 ug
V8307-20UG	0.2 mg/ml in 1X PBS with 0.1 mg/ml BSA (US sourced) and 0.05% sodium azide	20 ug
V8307SAF-100UG	1 mg/ml in 1X PBS; BSA free, sodium azide free	100 ug

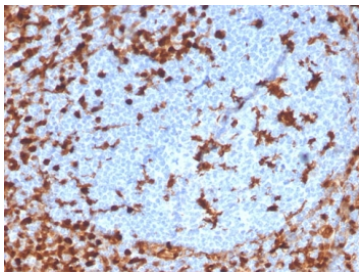
Recombinant **RABBIT MONOCLONAL**

[Bulk quote request](#)


Availability	1-3 business days
Species Reactivity	Human
Format	Purified
Clonality	Recombinant Rabbit Monoclonal
Isotype	Rabbit IgG, kappa
Clone Name	ANXA1/3869R
Purity	Protein A affinity chromatography
UniProt	P04083
Localization	Nuclear and Cytoplasmic
Applications	Immunohistochemistry (FFPE) : 1-2ug/ml for 30 min at RT Western Blot : 2-4ug/ml
Limitations	This recombinant Annexin A1 antibody is available for research use only.



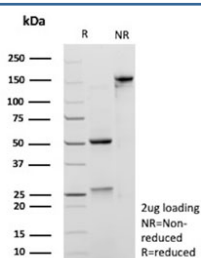
IHC staining of FFPE human tonsil with recombinant Annexin A1 antibody (clone ANXA1/3869R). HIER: boil tissue sections in pH 9 10mM Tris with 1mM EDTA for 10-20 min and allow to cool before testing.



IHC staining of FFPE human tonsil with recombinant Annexin A1 antibody (clone ANXA1/3869R). HIER: boil tissue sections in pH 9 10mM Tris with 1mM EDTA for 10-20 min and allow to cool before testing.



Western blot testing of human A549 cell lysate with recombinant Annexin A1 antibody. Predicted molecular weight ~38 kDa.



SDS-PAGE analysis of purified, BSA-free recombinant Annexin A1 antibody (clone ANXA1/3869R) as confirmation of integrity and purity.

Description

The ANXA1 gene belongs to the annexin family, and contains 4 annexin repeats. A pair of annexin repeats may form one binding site for calcium and a phospholipid. ANXA1 promotes membrane fusion and is involved in exocytosis. The gene for ANXA1 is upregulated in hairy cell leukemia (HCL), and its protein expression is specific for HCL. Detection of ANXA1 provides a simple, highly sensitive and specific assay for diagnosing HCL. Annexin A1 has also been found to be protective against DNA damage induced by heat in breast cancer cells, suggesting it is involved in tumor suppressive and protective activities, and also is associated with treatment resistance.

Application Notes

Optimal dilution of the recombinant Annexin A1 antibody to be determined by the researcher.

Immunogen

Recombinant human full-length protein was used as the immunogen for the recombinant Annexin A1 antibody.

Storage

Store the recombinant Annexin A1 antibody at 2-8°C (with azide) or aliquot and store at -20°C or colder (without azide).

