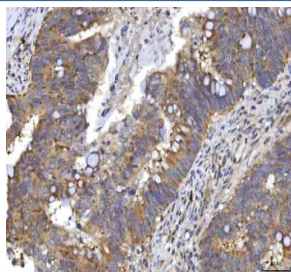


RASGRP3 Antibody / Ras guanylyl-releasing protein 3 (RQ8682)

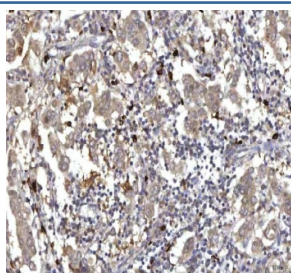
Catalog No.	Formulation	Size
RQ8682	0.5mg/ml if reconstituted with 0.2ml sterile DI water	100 ug

Bulk quote request

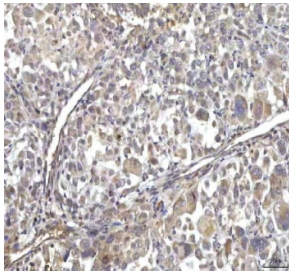
Availability	1-3 days
Species Reactivity	Human
Format	Antigen affinity purified
Clonality	Polyclonal (rabbit origin)
Isotype	Rabbit IgG
Purity	Antigen affinity chromatography
Buffer	Lyophilized from 1X PBS with 2% Trehalose
UniProt	Q8IV61
Localization	Cytoplasmic/perinuclear
Applications	Immunohistochemistry (FFPE) : 2-5ug/ml ELISA : 0.1-0.5ug/ml
Limitations	This RASGRP3 antibody is available for research use only.



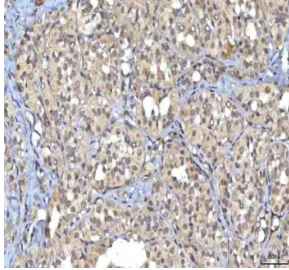
IHC staining of FFPE human rectum adenocarcinoma tissue with RASGRP3 antibody.
HIER: boil tissue sections in pH8 EDTA for 20 min and allow to cool before testing.



IHC staining of FFPE human breast cancer tissue with RASGRP3 antibody. HIER: boil tissue sections in pH8 EDTA for 20 min and allow to cool before testing.



IHC staining of FFPE human lung cancer tissue with RASGRP3 antibody. HIER: boil tissue sections in pH8 EDTA for 20 min and allow to cool before testing.



IHC staining of FFPE human thyroid cancer tissue with RASGRP3 antibody. HIER: boil tissue sections in pH8 EDTA for 20 min and allow to cool before testing.

Description

Ras guanyl-releasing protein 3 is a protein that in humans is encoded by the RASGRP3 gene. The protein encoded by this gene is a guanine nucleotide exchange factor that activates the oncogenes HRAS and RAP1A. Defects in this gene have been associated with systemic lupus erythematosus and several cancers.

Application Notes

Optimal dilution of the RASGRP3 antibody should be determined by the researcher.

Immunogen

An E.coli-derived human recombinant protein (amino acids K8-R607) was used as the immunogen for the RASGRP3 antibody.

Storage

After reconstitution, the RASGRP3 Antibody can be stored for up to one month at 4°C. For long-term, aliquot and store at -20°C. Avoid repeated freezing and thawing.