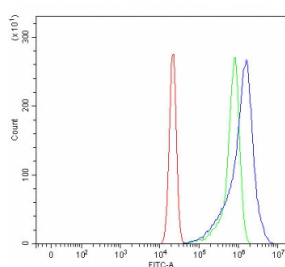


RASGRP1 Antibody / RAS guanyl-releasing protein 1 (RQ7733)

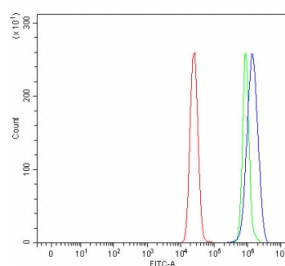
Catalog No.	Formulation	Size
RQ7733	0.5mg/ml if reconstituted with 0.2ml sterile DI water	100 ug

Bulk quote request

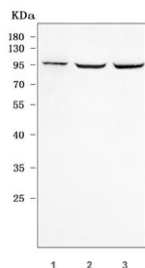
Availability	1-3 business days
Species Reactivity	Human
Format	Antigen affinity purified
Clonality	Polyclonal (rabbit origin)
Isotype	Rabbit IgG
Purity	Antigen affinity purified
Buffer	Lyophilized from 1X PBS with 2% Trehalose
UniProt	O95267
Applications	Western Blot : 0.5-1ug/ml Flow Cytometry : 1-3ug/million cells Direct ELISA : 0.1-0.5ug/ml
Limitations	This RASGRP1 antibody is available for research use only.



Flow cytometry testing of human U-2 OS cells with RASGRP1 antibody at 1ug/million cells (blocked with goat sera); Red=cells alone, Green=isotype control, Blue= RASGRP1 antibody.



Flow cytometry testing of human MCF7 cells with RASGRP1 antibody at 1ug/million cells (blocked with goat sera); Red=cells alone, Green=isotype control, Blue= RASGRP1 antibody.



Western blot testing of human 1) Jurkat, 2) 293T and 3) U-87 MG cell lysate with RASGRP1 antibody. Predicted molecular weight ~90 kDa with multiple smaller isoforms.

Description

RAS guanyl-releasing protein 1 is a protein that in humans is encoded by the RASGRP1 gene. This gene is a member of a family of genes characterized by the presence of a Ras superfamily guanine nucleotide exchange factor (GEF) domain. It functions as a diacylglycerol (DAG)-regulated nucleotide exchange factor specifically activating Ras through the exchange of bound GDP for GTP. It activates the Erk/MAP kinase cascade and regulates T-cells and B-cells development, homeostasis and differentiation. Alternatively spliced transcript variants encoding different isoforms have been identified. Altered expression of the different isoforms of this protein may be a cause of susceptibility to systemic lupus erythematosus (SLE).

Application Notes

Optimal dilution of the RASGRP1 antibody should be determined by the researcher.

Immunogen

E. coli-derived recombinant human protein (amino acids R8-Q678) was used as the immunogen for the RASGRP1 antibody.

Storage

After reconstitution, the RASGRP1 antibody can be stored for up to one month at 4°C. For long-term, aliquot and store at -20°C. Avoid repeated freezing and thawing.