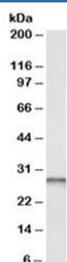


PGAM1 Antibody (R34354)

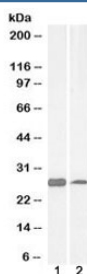
Catalog No.	Formulation	Size
R34354-100UG	0.5 mg/ml in 1X TBS, pH7.3, with 0.5% BSA (US sourced) and 0.02% sodium azide	100 ug

[Bulk quote request](#)

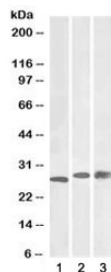
Availability	1-3 business days
Species Reactivity	Human, Mouse, Rat, Pig
Predicted Reactivity	Cow, Dog
Format	Antigen affinity purified
Clonality	Polyclonal (goat origin)
Isotype	Goat Ig
Purity	Antigen affinity
Gene ID	5223; 5224; 441531
Applications	Western Blot : 0.01-0.03ug/ml ELISA (peptide) LOD : 1:32000
Limitations	This PGAM1 antibody is available for research use only.



Western blot testing of human liver lysate and PGAM1 antibody at 0.01ug/ml. Predicted molecular weight: ~28kDa.



Western blot testing of human 1) cerebellum and 2) liver lysate and PGAM1 antibody at 0.03ug/ml. Predicted molecular weight: ~28kDa.



Western blot testing of liver lysate from 1) mouse, 2) rat and 3) pig using PGAM1 antibody at 0.03ug/ml. Predicted molecular weight: ~28kDa.

Description

Additional name(s) for this target protein: Phosphoglycerate mutase 1/2/4; PGAM1/2/4

Application Notes

Optimal dilution of the PGAM1 antibody should be determined by the researcher.

1. This antibody will detect highly homologous proteins PGAM1, PGAM2, and PGAM4.

Immunogen

Amino acids KAMEAVAAQGKAKK were used as the immunogen for this PGAM1 antibody.(1)

Storage

Aliquot and store the PGAM1 antibody at -20oC.