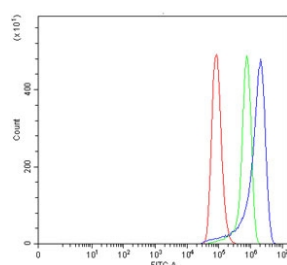


PDIA4 Antibody / ERp72 (RQ7380)

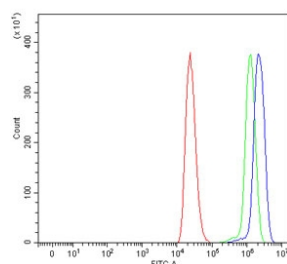
Catalog No.	Formulation	Size
RQ7380	0.5mg/ml if reconstituted with 0.2ml sterile DI water	100 ug

Bulk quote request

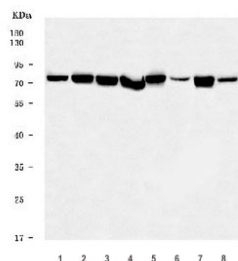
Availability	1-3 business days
Species Reactivity	Human, Mouse, Rat
Format	Antigen affinity purified
Clonality	Polyclonal (rabbit origin)
Isotype	Rabbit IgG
Purity	Antigen affinity purified
Buffer	Lyophilized from 1X PBS with 2% Trehalose
UniProt	P13667
Applications	Western Blot : 0.5-1ug/ml Flow Cytometry : 1-3ug/million cells Direct ELISA : 0.1-0.5ug/ml
Limitations	This PDIA4 antibody is available for research use only.



Flow cytometry testing of human HeLa cells with PDIA4 antibody at 1ug/million cells (blocked with goat sera); Red=cells alone, Green=isotype control, Blue= PDIA4 antibody.



Flow cytometry testing of human ThP-1 cells with PDIA4 antibody at 1ug/million cells (blocked with goat sera); Red=cells alone, Green=isotype control, Blue= PDIA4 antibody.



Western blot testing of 1) human HeLa, 2) human MCF7, 3) human HepG2, 4) human PANC-1, 5) rat liver, 6) rat brain, 7) mouse liver and 8) mouse brain tissue lysate with PDIA4 antibody. Predicted molecular weight ~73 kDa.

Description

This gene encodes 'Protein disulfide-isomerase A4', a member of the disulfide isomerase (PDI) family of endoplasmic reticulum (ER) proteins that catalyze protein folding and thiol-disulfide interchange reactions. The encoded protein has an N-terminal ER-signal sequence, three catalytically active thioredoxin (TRX) domains, two TRX-like domains and a C-terminal ER-retention sequence. This protein, when bound to cyclophilin B, enhances the rate of immunoglobulin G intermolecular disulfide bonding and antibody assembly.

Application Notes

Optimal dilution of the PDIA4 antibody should be determined by the researcher.

Immunogen

Recombinant human protein (amino acids K59-K544) was used as the immunogen for the PDIA4 antibody.

Storage

After reconstitution, the PDIA4 antibody can be stored for up to one month at 4oC. For long-term, aliquot and store at -20oC. Avoid repeated freezing and thawing.