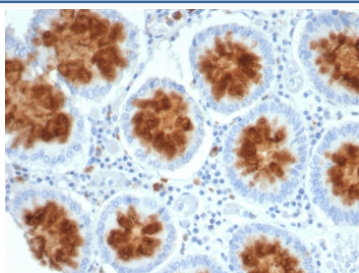


## NTRK2 Antibody / Neurotrophic tyrosine kinase receptor type 2 / TrkB [clone NTRK2/4672] (V5271)

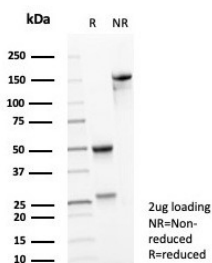
Catalog No.	Formulation	Size
V5271-100UG	0.2 mg/ml in 1X PBS with 0.1 mg/ml BSA (US sourced), 0.05% sodium azide	100 ug
V5271-20UG	0.2 mg/ml in 1X PBS with 0.1 mg/ml BSA (US sourced), 0.05% sodium azide	20 ug
V5271SAF-100UG	1 mg/ml in 1X PBS; BSA free, sodium azide free	100 ug

### Bulk quote request

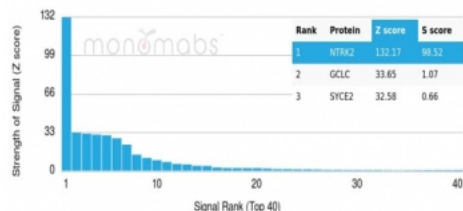
Availability	1-3 business days
Species Reactivity	Human
Format	Purified
Clonality	Monoclonal (mouse origin)
Isotype	Mouse IgG2, kappa
Clone Name	NTRK2/4672
Purity	Protein A/G affinity
UniProt	Q16620
Localization	Cell surface, cytoplasm
Applications	Immunohistochemistry (FFPE) : 1-2ug/ml for 30 min at RT
Limitations	This NTRK2 antibody is available for research use only.



IHC staining of FFPE human colon tissue with NTRK2 antibody (clone NTRK2/4672).  
HIER: boil tissue sections in pH 9 10mM Tris with 1mM EDTA for 20 min and allow to cool before testing.



SDS-PAGE analysis of purified, BSA-free NTRK2 antibody (clone NTRK2/4672) as confirmation of integrity and purity.



Analysis of a HuProt(TM) microarray containing more than 19,000 full-length human proteins using NTRK2 antibody (clone NTRK2/4672). Z- and S- Score: The Z-score represents the strength of a signal that a monoclonal antibody (in combination with a fluorescently-tagged anti-IgG secondary antibody) produces when binding to a particular protein on the HuProt(TM) array. Z-scores are described in units of standard deviations (SD's) above the mean value of all signals generated on that array. If targets on HuProt(TM) are arranged in descending order of the Z-score, the S-score is the difference (also in units of SD's) between the Z-score. S-score therefore represents the relative target specificity of a mAb to its intended target. A mAb is considered to specific to its intended target, if the mAb has an S-score of at least 2.5. For example, if a mAb binds to protein X with a Z-score of 43 and to protein Y with a Z-score of 14, then the S-score for the binding of that mAb to protein X is equal to 29.

## Description

The Trk proto-oncogene encodes a tyrosine protein kinase, Trk A, also designated Trk gp140, that serves as a receptor for certain neurotrophic factors including nerve growth factor (NGF) and neurotrophin-3 (NT-3). Trk B is a tyrosine kinase gene highly related to Trk A. The brain-derived neurotrophic factor (BDNF) and NT-3, but not NGF, can induce rapid phosphorylation on tyrosine of Trk B gp145, one of the receptors encoded by NTRK2, although BDNF elicits a response at least two orders of magnitude greater than NT-3. Thus it appears that Trk B gp145 may represent a neurotrophic receptor for BDNF and NT-3. The third member of the Trk family of tyrosine kinases, Trk C, encodes a protein designated Trk C gp145 that is preferentially expressed in brain tissue, is equally related to Trk A and Trk B and is a functional receptor for NT-3.

## Application Notes

Optimal dilution of the NTRK2 antibody should be determined by the researcher.

## Immunogen

A recombinant partial protein sequence (within amino acids 250-450) from the human protein was used as the immunogen for the NTRK2 antibody.

## Storage

Aliquot the NTRK2 antibody and store frozen at -20oC or colder. Avoid repeated freeze-thaw cycles.

