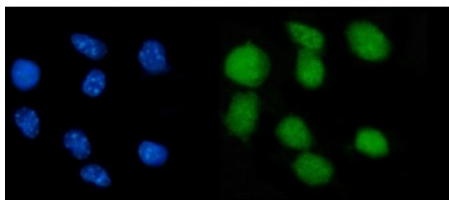


Nr0b2 Antibody / Nuclear receptor subfamily 0 group B member 2 (RQ8000)

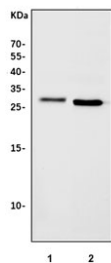
Catalog No.	Formulation	Size
RQ8000	0.5mg/ml if reconstituted with 0.2ml sterile DI water	100 ug

Bulk quote request

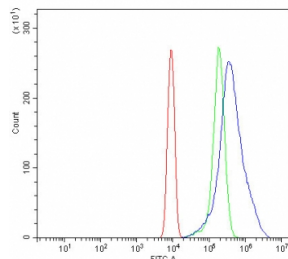
Availability	1-3 business days
Species Reactivity	Mouse, Rat
Format	Antigen affinity purified
Clonality	Polyclonal (rabbit origin)
Isotype	Rabbit IgG
Purity	Antigen affinity purified
Buffer	Lyophilized from 1X PBS with 2% Trehalose
UniProt	Q62227
Localization	Cytoplasmic, nuclear
Applications	Western Blot : 0.5-1ug/ml Immunofluorescence : 5ug/ml Flow Cytometry : 1-3ug/million cells Direct ELISA : 0.1-0.5ug/ml
Limitations	This Nr0b2 antibody is available for research use only.



Immunofluorescent staining of FFPE mouse RM-1 cells with Nr0b2 antibody (green) and DAPI nuclear stain (blue). HIER: steam section in pH6 citrate buffer for 20 min.



Western blot testing of 1) rat liver and 2) mouse liver tissue lysate with Nr0b2 antibody.
Predicted molecular weight ~28 kDa.



Flow cytometry testing of mouse ANA-1 cells with Nr0b2 antibody at 1ug/million cells (blocked with goat sera); Red=cells alone, Green=isotype control, Blue= Nr0b2 antibody.

Description

The small heterodimer partner (SHP) also known as NR0B2 (nuclear receptor subfamily 0, group B, member 2) is a protein that in humans is encoded by the NR0B2 gene. This gene encodes a member of the nuclear hormone receptor family of proteins. The encoded orphan receptor lacks a DNA binding domain but modulates gene expression by interacting with other hormone receptors to competitively inhibit binding of coactivators while also acting as a transcriptional corepressor. The encoded receptor may regulate bile acid synthesis and sexual maturation in males. Homozygous knockout mice exhibit accumulation of bile acids, reduced levels of low absorbance lipoprotein cholesterol (LDL-C), and in male mice, earlier testicular maturation.

Application Notes

Optimal dilution of the Nr0b2 antibody should be determined by the researcher.

Immunogen

E. coli-derived recombinant mouse protein (amino acids A54-R219) was used as the immunogen for the Nr0b2 antibody.

Storage

After reconstitution, the Nr0b2 antibody can be stored for up to one month at 4oC. For long-term, aliquot and store at -20oC. Avoid repeated freezing and thawing.