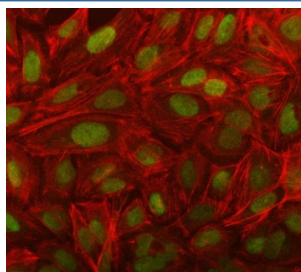


NOSIP Antibody / Nitric oxide synthase-interacting protein (RQ8354)

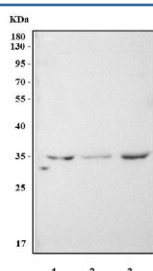
Catalog No.	Formulation	Size
RQ8354	0.5mg/ml if reconstituted with 0.2ml sterile DI water	100 ug

Bulk quote request

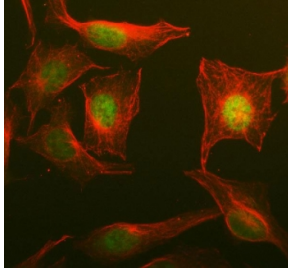
Availability	1-3 business days
Species Reactivity	Human
Format	Antigen affinity purified
Clonality	Polyclonal (rabbit origin)
Isotype	Rabbit IgG
Purity	Antigen affinity purified
Buffer	Lyophilized from 1X PBS with 2% Trehalose
UniProt	Q9Y314
Applications	Western Blot : 0.5-1ug/ml Immunofluorescence : 5ug/ml Flow Cytometry : 1-3ug/million cells Direct ELISA : 0.1-0.5ug/ml
Limitations	This NOSIP antibody is available for research use only.



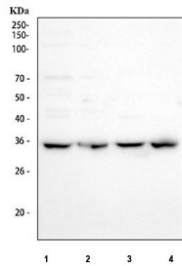
Immunofluorescent staining of FFPE human U-2 OS cells with NOSIP antibody (green) and Phalloidin (red). HIER: steam section in pH6 citrate buffer for 20 min.



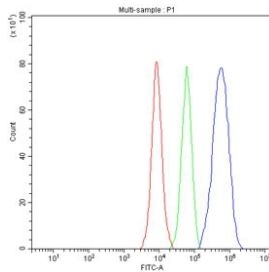
Western blot testing of human 1) HEL, 2) A549 and 3) SiHa cell lysate with NOSIP antibody. Predicted molecular weight ~35 kDa.



Immunofluorescent staining of FFPE human U-2 OS cells with NOSIP antibody (green) and Beta Tubulin mAb (red). HIER: steam section in pH6 citrate buffer for 20 min.



Western blot testing of human 1) 293T, 2) A431, 3) HepG2 and 4) PC-3 cell lysate with NOSIP antibody. Predicted molecular weight ~35 kDa.



Flow cytometry testing of fixed and permeabilized human 293T cells with NOSIP antibody at 1ug/million cells (blocked with goat sera); Red=cells alone, Green=isotype control, Blue= NOSIP antibody.

Description

Nitric oxide synthase-interacting protein is an enzyme that in humans is encoded by the NOSIP gene. The protein encoded by this gene may modulate the activity and localization of nitric oxide synthase (endothelial and neuronal) and thus nitric oxide production. Alternative splicing results in multiple transcript variants that encode the same protein.

Application Notes

Optimal dilution of the NOSIP antibody should be determined by the researcher.

Immunogen

An E.coli-derived human recombinant protein (M1-R278) was used as the immunogen for the NOSIP antibody.

Storage

After reconstitution, the NOSIP antibody can be stored for up to one month at 4oC. For long-term, aliquot and store at -20oC. Avoid repeated freezing and thawing.

