

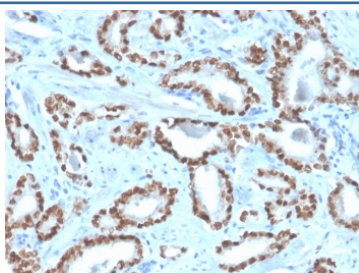
NKX3.1 Antibody [clone NKX3.1/4562R] (V9205)

Catalog No.	Formulation	Size
V9205-100UG	0.2 mg/ml in 1X PBS with 0.1 mg/ml BSA (US sourced), 0.05% sodium azide	100 ug
V9205-20UG	0.2 mg/ml in 1X PBS with 0.1 mg/ml BSA (US sourced), 0.05% sodium azide	20 ug
V9205SAF-100UG	1 mg/ml in 1X PBS; BSA free, sodium azide free	100 ug

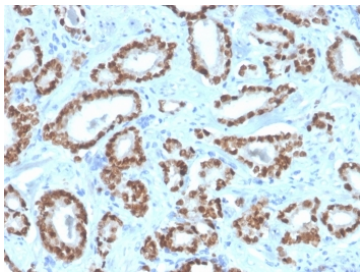
Recombinant **RABBIT MONOCLONAL**

[Bulk quote request](#)

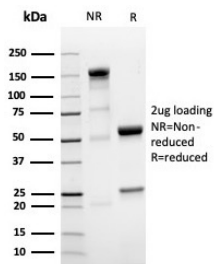
Availability	1-3 business days
Species Reactivity	Human
Format	Purified
Clonality	Recombinant Rabbit Monoclonal
Isotype	Rabbit IgG
Clone Name	NKX3.1/4562R
Purity	Protein A/G affinity
UniProt	Q99801
Localization	Nuclear
Applications	ELISA (For Coating Order BSA-free Format) : Immunohistochemistry (FFPE) : 1-2ug/ml
Limitations	This NKX3.1 antibody is available for research use only.



IHC staining of FFPE human prostate tissue with NKX3.1 antibody (clone NKX3.1/4562R). HIER: boil tissue sections in pH 9 10mM Tris with 1mM EDTA for 20 min and allow to cool before testing.



IHC staining of FFPE human prostate tissue with NKX3.1 antibody (clone NKX3.1/4562R). HIER: boil tissue sections in pH 9 10mM Tris with 1mM EDTA for 20 min and allow to cool before testing.



SDS-PAGE analysis of purified, BSA-free NKX3.1 antibody (NKX3.1/4562R) as confirmation of integrity and purity.

Description

NKX3.1 is a prostate specific gene encoding a transcription factor that plays an important role in normal prostate development and carcinogenesis.

Application Notes

Optimal dilution of the NKX3.1 antibody should be determined by the researcher.

Immunogen

A portion of amino acids 92-224 was used as the immunogen for the NKX3.1 antibody.

Storage

Aliquot the NKX3.1 antibody and store frozen at -20°C or colder. Avoid repeated freeze-thaw cycles.