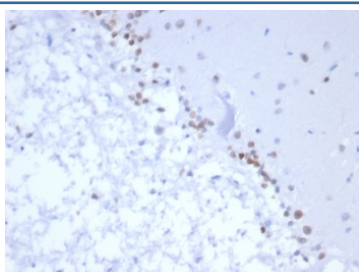


Neurogenin 3 Antibody [clone NGN3/1809] (V4091)

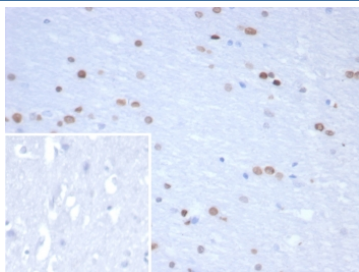
| Catalog No. | Formulation | Size |
|----------------|---|--------|
| V4091-100UG | 0.2 mg/ml in 1X PBS with 0.1 mg/ml BSA (US sourced), 0.05% sodium azide | 100 ug |
| V4091-20UG | 0.2 mg/ml in 1X PBS with 0.1 mg/ml BSA (US sourced), 0.05% sodium azide | 20 ug |
| V4091SAF-100UG | 1 mg/ml in 1X PBS; BSA free, sodium azide free | 100 ug |

[Bulk quote request](#)

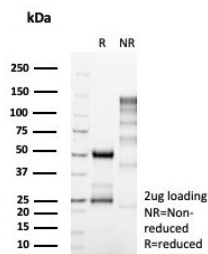
| | |
|---------------------------|--|
| Availability | 1-3 business days |
| Species Reactivity | Human |
| Format | Purified |
| Clonality | Monoclonal (mouse origin) |
| Isotype | Mouse IgG2b, kappa |
| Clone Name | NGN3/1809 |
| Purity | Protein A/G affinity |
| UniProt | Q9Y4Z2 |
| Localization | Nucleus |
| Applications | Immunohistochemistry (FFPE) : 1-2ug/ml for 30 minutes at RT |
| Limitations | This Neurogenin 3 antibody is available for research use only. |



IHC staining of FFPE human brain tissue with NEUROG3 antibody (clone NGN3/1809)
 HIER: boil tissue sections in pH 9 10mM Tris with 1mM EDTA for 20 min and allow to cool before testing.



IHC staining of FFPE human brain tissue with NEUROG3 antibody (clone NGN3/1809)
Inset: PBS used in place of primary Ab (secondary Ab negative control). HIER: boil tissue sections in pH 9 10mM Tris with 1mM EDTA for 20 min and allow to cool before testing.



SDS-PAGE analysis of purified, BSA-free NEUROG3 antibody (clone NGN3/1809) as confirmation of integrity and purity.

Description

This antigen is a transcription factor that interacts with NKX2-2 to regulation transcription of NEUROD1. The neurogenin family of proteins belongs to the basic helix-loop-helix (bHLH) superfamily and consists of Neurogenin 1, Neurogenin 2 and Neurogenin 3 (also designated ngn3). bHLH members are transcriptional regulators that determine cell fate. Neurogenin 3 is expressed in discrete regions of developing neurons and in the embryonic pancreatic islets of Langerhans. HNF-6 (hepatocyte nuclear factor 6) acts as a positive regulator of Neurogenin 3 by binding to and stimulating the neurogenin gene promoter. Neurogenin 3 is involved in the initial differentiation of the four islets cell types, while a network of transcription factors, including Hlxb9, Isl1, NeuroD, Nkx-2.2, Nkx-6.4, Pax-4, Pax-6, PDX-1 and Mash1, are required for final differentiation. Neurogenin 3 acts upstream of NeuroD in a bHLH cascade. Neurogenin 3 activates the expression of NeuroD at the onset of islet cell differentiation through box sequences E1 and E3 in the NeuroD promoter.

Application Notes

Optimal dilution of the Neurogenin 3 antibody should be determined by the researcher.

Immunogen

A recombinant partial protein (within amino acids 1-200) from the human protein was used as the immunogen for the Neurogenin 3 antibody.

Storage

Aliquot the Neurogenin 3 antibody and store frozen at -20oC or colder. Avoid repeated freeze-thaw cycles.