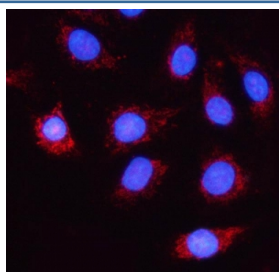


NDUFA5 Antibody (RQ8052)

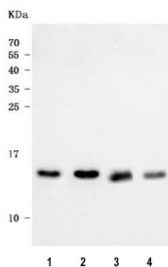
Catalog No.	Formulation	Size
RQ8052	0.5mg/ml if reconstituted with 0.2ml sterile DI water	100 ug

Bulk quote request

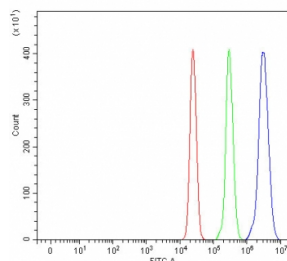
Availability	1-3 business days
Species Reactivity	Human, Mouse, Rat
Format	Antigen affinity purified
Clonality	Polyclonal (rabbit origin)
Isotype	Rabbit IgG
Purity	Antigen affinity purified
Buffer	Lyophilized from 1X PBS with 2% Trehalose
UniProt	Q16718
Localization	Cytoplasmic (mitochondria)
Applications	Western Blot : 0.5-1ug/ml Immunofluorescence : 5ug/ml Flow Cytometry : 1-3ug/million cells Direct ELISA : 0.1-0.5ug/ml
Limitations	This NDUFA5 antibody is available for research use only.



Immunofluorescent staining of FFPE human A549 cells with NDUFA5 antibody (red) and DAPI nuclear stain (blue). HIER: steam section in pH6 citrate buffer for 20 min.



Western blot testing of 1) human HeLa, 2) human K562, 3) rat heart and 4) mouse heart tissue lysate with NDUFA5 antibody. Predicted molecular weight ~13 kDa.



Flow cytometry testing of fixed and permeabilized human U937 cells with NDUFA5 antibody at 1ug/million cells (blocked with goat sera); Red=cells alone, Green=isotype control, Blue= NDUFA5 antibody.

Description

NADH dehydrogenase [ubiquinone] 1 alpha subcomplex subunit 5 is an enzyme that in humans is encoded by the NDUFA5 gene. This nuclear gene encodes a conserved protein that comprises the B13 subunit of complex I of the mitochondrial respiratory chain. The encoded protein localizes to the inner mitochondrial membrane, where it is thought to aid in the transfer of electrons from NADH to ubiquinone. Alternative splicing results in multiple transcript variants. There are numerous pseudogenes of this gene on chromosomes 1, 3, 6, 8, 9, 11, 12, and 16.

Application Notes

Optimal dilution of the NDUFA5 antibody should be determined by the researcher.

Immunogen

E. coli-derived recombinant human protein (amino acids M1-I116) was used as the immunogen for the NDUFA5 antibody.

Storage

After reconstitution, the NDUFA5 antibody can be stored for up to one month at 4oC. For long-term, aliquot and store at -20oC. Avoid repeated freezing and thawing.