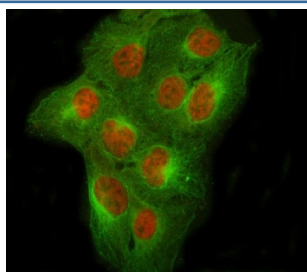


## NCOR2 Antibody / Nuclear receptor corepressor 2 / SMRT (RQ8182)

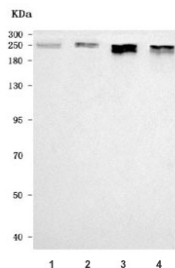
Catalog No.	Formulation	Size
RQ8182	0.5mg/ml if reconstituted with 0.2ml sterile DI water	100 ug

**Bulk quote request**

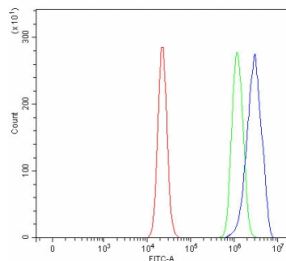
<b>Availability</b>	1-3 business days
<b>Species Reactivity</b>	Human
<b>Format</b>	Antigen affinity purified
<b>Clonality</b>	Polyclonal (rabbit origin)
<b>Isotype</b>	Rabbit IgG
<b>Purity</b>	Antigen affinity purified
<b>Buffer</b>	Lyophilized from 1X PBS with 2% Trehalose
<b>UniProt</b>	Q9Y618
<b>Localization</b>	Nuclear
<b>Applications</b>	Western Blot : 0.5-1ug/ml Immunofluorescence : 5ug/ml Flow Cytometry : 1-3ug/million cells Direct ELISA : 0.1-0.5ug/ml
<b>Limitations</b>	This NCOR2 antibody is available for research use only.



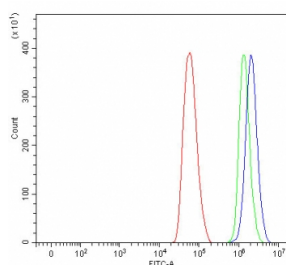
Immunofluorescent staining of FFPE human U-2 OS cells with NCOR2 antibody (red) and Beta Tubulin mAb (green). HIER: steam section in pH6 citrate buffer for 20 min.



Western blot testing of human 1) U-2 OS, 2) U-251, 3) HeLa and 4) PC-3 cell lysate with NCOR2 antibody. Predicted molecular weight: 267-274 kDa, ~81 kDa (multiple isoforms).



Flow cytometry testing of fixed and permeabilized human RT4 cells with NCOR2 antibody at 1ug/million cells (blocked with goat sera); Red=cells alone, Green=isotype control, Blue= NCOR2 antibody.



Flow cytometry testing of fixed and permeabilized human HeLa cells with NCOR2 antibody at 1ug/million cells (blocked with goat sera); Red=cells alone, Green=isotype control, Blue= NCOR2 antibody.

## Description

This gene encodes a nuclear receptor co-repressor that mediates transcriptional silencing of certain target genes. The encoded protein is a member of a family of thyroid hormone- and retinoic acid receptor-associated co-repressors. This protein acts as part of a multisubunit complex which includes histone deacetylases to modify chromatin structure that prevents basal transcriptional activity of target genes. Aberrant expression of this gene is associated with certain cancers. Alternate splicing results in multiple transcript variants encoding different isoforms.

## Application Notes

Optimal dilution of the NCOR2 antibody should be determined by the researcher.

## Immunogen

E. coli-derived recombinant human protein (amino acids Q6-H2148) was used as the immunogen for the NCOR2 antibody.

## Storage

After reconstitution, the NCOR2 antibody can be stored for up to one month at 4oC. For long-term, aliquot and store at -20oC. Avoid repeated freezing and thawing.

