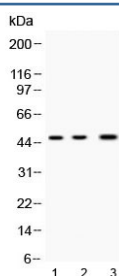


NANOG Antibody (R32790)

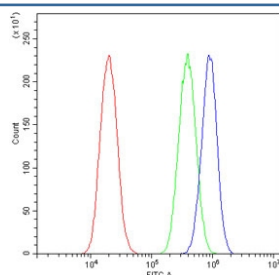
Catalog No.	Formulation	Size
R32790	0.5mg/ml if reconstituted with 0.2ml sterile DI water	100 ug

Bulk quote request

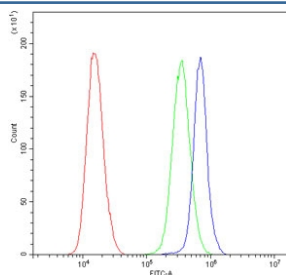
Availability	1-3 business days
Species Reactivity	Human, Mouse, Rat
Format	Antigen affinity purified
Clonality	Polyclonal (rabbit origin)
Isotype	Rabbit IgG
Purity	Antigen affinity
Buffer	Lyophilized from 1X PBS with 2.5% BSA, 0.025% sodium azide
UniProt	Q9H9S0
Applications	Western Blot : 0.5-1ug/ml Flow Cytometry : 1-3ug/million cells
Limitations	This NANOG antibody is available for research use only.



Western blot testing of 1) rat ovary, 2) mouse ovary and 3) human MCF7 cell lysate with NANOG antibody at 0.5ug/ml. Predicted molecular weight: 35-45 kDa.



Flow cytometry testing of human A549 cells with NANOG antibody at 1ug/million cells (blocked with goat sera); Red=cells alone, Green=isotype control, Blue= NANOG antibody.



Flow cytometry testing of human PC-3 cells with NANOG antibody at 1ug/million cells (blocked with goat sera); Red=cells alone, Green=isotype control, Blue= NANOG antibody.

Description

NANOG is a transcription factor critically involved with self-renewal of undifferentiated embryonic stem cells. In humans, this protein is encoded by the NANOG gene. It is mapped to 12p13.31. NANOG is thought to be a key factor in maintaining pluripotency. Moreover, NANOG is also thought to function in concert with other factors such as POU5F1 (Oct-4) and SOX2 to establish ESC identity. The NANOG protein has been found to be a transcriptional activator for the Rex1 promoter, playing a key role in sustaining Rex1 expression. Knockdown of NANOG in embryonic stem cells results in a reduction of Rex1 expression, while forced expression of NANOG stimulates Rex1 expression.

Application Notes

Optimal dilution of the NANOG antibody should be determined by the researcher.

Immunogen

Amino acids 115-155 (QRQKYLSLQQMQELSNILNLSYKQVKTWTFQNQRMKSKRWQK) from the human protein were used as the immunogen for the NANOG antibody.

Storage

After reconstitution, the NANOG antibody can be stored for up to one month at 4oC. For long-term, aliquot and store at -20oC. Avoid repeated freezing and thawing.