

## MRP4 Antibody / ABCC4 (R31565)

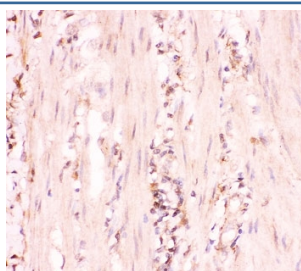
Catalog No.	Formulation	Size
R31565	0.5mg/ml if reconstituted with 0.2ml sterile DI water	100 ug

**Bulk quote request**

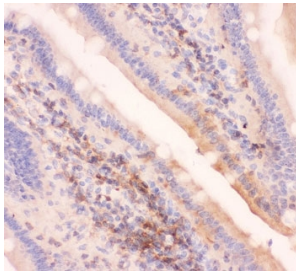
<b>Availability</b>	1-3 business days
<b>Species Reactivity</b>	Human, Mouse, Rat
<b>Format</b>	Antigen affinity purified
<b>Clonality</b>	Polyclonal (rabbit origin)
<b>Isotype</b>	Rabbit IgG
<b>Purity</b>	Antigen affinity
<b>Buffer</b>	Lyophilized from 1X PBS with 2.5% BSA and 0.025% sodium azide
<b>Gene ID</b>	10257
<b>Applications</b>	Western Blot : 0.5-1ug/ml IHC (FFPE) : 0.5-1ug/ml
<b>Limitations</b>	This MRP4 antibody is available for research use only.



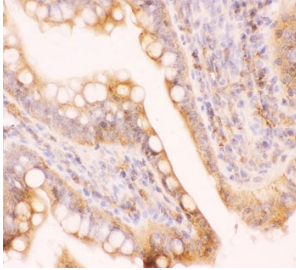
Western blot testing of MRP4 antibody and recombinant human protein (0.5ng)



IHC-P: MRP4 antibody testing of human intestinal cancer tissue



IHC-P: MRP4 antibody testing of mouse intestine tissue



IHC-P: MRP4 antibody testing of rat intestine tissue

## Description

ABCC4 (ATP-binding cassette, subfamily c, member 4) also known as MRP4 (Multidrug resistance associated protein 4) or MOATB, is a protein that in humans is encoded by the ABCC4 gene. It belongs to a large family of transmembrane proteins involved in active transport of substrates out of cells. This gene is mapped to chromosome 13q32. ABCC4/MRP4 acts as an independent regulator of intracellular cyclic nucleotide levels and as a mediator of cAMP-dependent signal transduction to the nucleus. The antiproliferative effect of MRP4 inhibition was related to cAMP-dependent PKA activation and CREB phosphorylation. Pharmacologic inhibition of its activity or knockdown of the protein via RNA interference resulted in reduced migration of DCs from human skin explants and of in vitro-generated Langerhans cells. It has been found that MRP4 contributes to migration of DCs toward draining lymph nodes and therefore has a role in the initiation of an immune response.

## Application Notes

Titration of the MRP4 antibody may be required due to differences in protocols and secondary/substrate sensitivity.

## Immunogen

Human partial recombinant protein (AA 1-370) was used as the immunogen for this MRP4 antibody.

## Storage

The lyophilized MRP4 antibody can be stored at 4°C to -20°C. After reconstitution, aliquot and store at -20°C. Avoid repeated freezing and thawing.