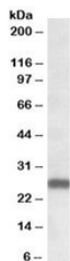


MOBKL3 Antibody / PREI3 (R34918)

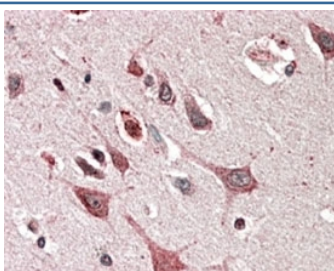
Catalog No.	Formulation	Size
R34918-100UG	0.5 mg/ml in 1X TBS, pH7.3, with 0.5% BSA (US sourced) and 0.02% sodium azide	100 ug

[Bulk quote request](#)

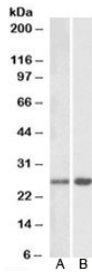
Availability	1-3 business days
Species Reactivity	Human, Mouse, Rat
Predicted Reactivity	Dog, Cow
Format	Antigen affinity purified
Clonality	Polyclonal (goat origin)
Isotype	Goat Ig
Purity	Antigen affinity
Gene ID	25843
Applications	Western Blot : 0.3-1ug/ml Immunohistochemistry (FFPE) : 5-10ug/ml ELISA (peptide) LOD : 1:4000
Limitations	This MOBKL3 antibody is available for research use only.



Western blot testing of human frontal cortex lysate with MOBKL3 antibody at 0.3ug/ml. Predicted/observed molecular weight: ~26 kDa.



IHC staining of FFPE human cerebral cortex with MOBKL3 antibody at 5ug/ml. HIER: steamed with pH6 citrate buffer, AP-staining.



Description

Additional name(s) for this target protein: Mps One Binder kinase activator-like 3, MOB1; PREI3; Preimplantation protein 3; MOB3; MOB4

Application Notes

Optimal dilution of the MOBKL3 antibody should be determined by the researcher.

Immunogen

Amino acids NSNKYFPSRVSİKES were used as the immunogen for this MOBKL3 antibody.

Storage

Aliquot and store the MOBKL3 antibody at -20oC.