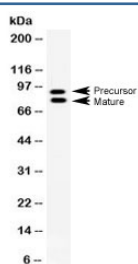


MMP-9 Antibody (R32445)

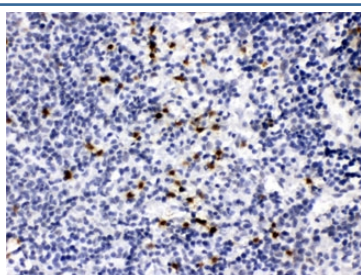
Catalog No.	Formulation	Size
R32445	0.5mg/ml if reconstituted with 0.2ml sterile DI water	100 ug

Bulk quote request

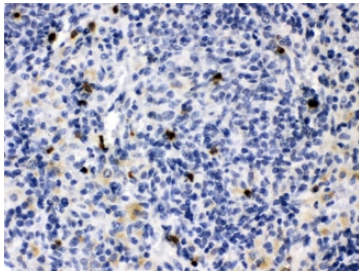
Availability	1-3 business days
Species Reactivity	Mouse, Rat
Format	Antigen affinity purified
Clonality	Polyclonal (rabbit origin)
Isotype	Rabbit IgG
Purity	Antigen affinity
Buffer	Lyophilized from 1X PBS with 2.5% BSA and 0.025% sodium azide
UniProt	P50282
Localization	Cytoplasmic, nuclear, secreted
Applications	Western Blot : 0.5-1ug/ml IHC (FFPE) : 1-2ug/ml
Limitations	This MMP-9 antibody is available for research use only.



Western blot testing of rat NRK cell lysate with MMP-9 antibody at 0.5ug/ml. Predicted molecular weight: 92/67-80 kDa (precursor/mature forms).



IHC testing of FFPE mouse spleen tissue with MMP-9 antibody at 1ug/ml. HIER: steam in pH6 citrate buffer and allow to cool prior to staining.



IHC testing of FFPE rat spleen tissue with MMP-9 antibody at 1ug/ml. HIER: steam in pH6 citrate buffer and allow to cool prior to staining.

Description

Matrix metalloproteinase 9 (MMP-9), also known as 92 kDa type IV collagenase, 92 kDa gelatinase or gelatinase B (GELB), is an enzyme that in humans is encoded by the MMP9 gene. Proteins of the matrix metalloproteinase (MMP) family are involved in the breakdown of extracellular matrix in normal physiological processes. Most MMPs are secreted as inactive proproteins which are activated when cleaved by extracellular proteinases. The enzyme encoded by this gene degrades type IV and V collagens. Studies in rhesus monkeys suggest that the enzyme is involved in IL-8-induced mobilization of hematopoietic progenitor cells from bone marrow, and murine studies suggest a role in tumor-associated tissue remodeling.

Application Notes

Optimal dilution of the MMP-9 antibody should be determined by the researcher.

Immunogen

Amino acids RRGKALLISRERIWKFDLKSQKVDPQSVTRLDNEFS were used as the immunogen for the MMP-9 antibody.

Storage

Prior to reconstitution, store at 4oC. After reconstitution, the MMP-9 antibody can be stored for up to one month at 4oC. For long-term, aliquot and store at -20oC. Avoid repeated freezing and thawing.