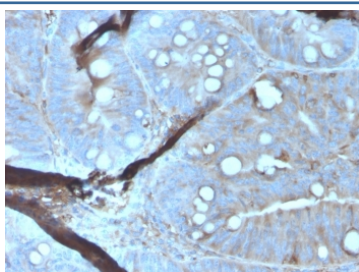


MERTK Antibody [clone MERTK/3023] (V8905)

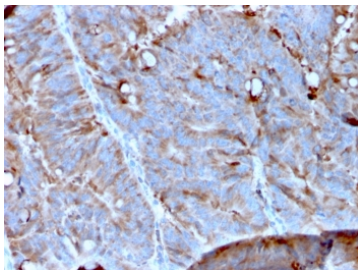
Catalog No.	Formulation	Size
V8905-100UG	0.2 mg/ml in 1X PBS with 0.1 mg/ml BSA (US sourced), 0.05% sodium azide	100 ug
V8905-20UG	0.2 mg/ml in 1X PBS with 0.1 mg/ml BSA (US sourced), 0.05% sodium azide	20 ug
V8905SAF-100UG	1 mg/ml in 1X PBS; BSA free, sodium azide free	100 ug

[Bulk quote request](#)

Availability	1-3 business days
Species Reactivity	Human
Format	Purified
Clonality	Monoclonal (mouse origin)
Isotype	Mouse IgG2a
Clone Name	MERTK/3023
Purity	Protein A/G affinity
UniProt	Q12866
Localization	Cell surface
Applications	Immunohistochemistry (FFPE) : 1-2ug/ml
Limitations	This MERTK antibody is available for research use only.

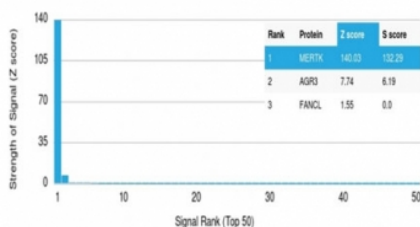


IHC staining of FFPE human colon carcinoma tissue with MERTK antibody (clone MERTK/3023). HIER: boil tissue sections in pH 9 10mM Tris with 1mM EDTA for 20 min and allow to cool before testing.



IHC staining of FFPE human colon carcinoma tissue with MERTK antibody (clone MERTK/3023). HIER: boil tissue sections in pH 9 10mM Tris with 1mM EDTA for 20 min and allow to cool before testing.

Human Protein Microarray Specificity Validation



Analysis of HuProt(TM) microarray containing more than 19,000 full-length human proteins using MERTK antibody (clone MERTK/3023). These results demonstrate the foremost specificity of the MERTK/3023 mAb. Z- and S- score: The Z-score represents the strength of a signal that an antibody (in combination with a fluorescently-tagged anti-IgG secondary Ab) produces when binding to a particular protein on the HuProt(TM) array. Z-scores are described in units of standard deviations (SD's) above the mean value of all signals generated on that array. If the targets on the HuProt(TM) are arranged in descending order of the Z-score, the S-score is the difference (also in units of SD's) between the Z-scores. The S-score therefore represents the relative target specificity of an Ab to its intended target.

Description

MERTK, also called c-Mer, is a member of the Mer/Axl/Tyro3 receptor kinase family. It protein plays a critical role in macrophage activation, platelet aggregation, clot stability and the efficient removal of apoptotic cells.

Application Notes

Optimal dilution of the MERTK antibody should be determined by the researcher.

Immunogen

A portion of amino acids 55-148 was used as the immunogen for the MERTK antibody.

Storage

Aliquot the MERTK antibody and store frozen at -20oC or colder. Avoid repeated freeze-thaw cycles.