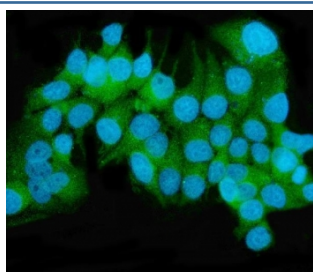


MEK2 Antibody / MAP2K2 [clone 2B4] (RQ6312)

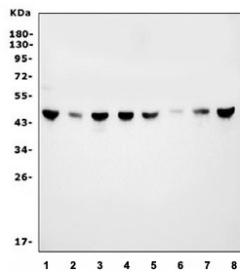
Catalog No.	Formulation	Size
RQ6312	0.5mg/ml if reconstituted with 0.2ml sterile DI water	100 ug

Bulk quote request

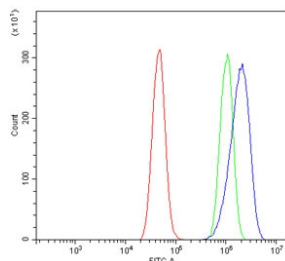
Availability	1-3 business days
Species Reactivity	Human, Mouse, Rat
Format	Purified
Clonality	Monoclonal (mouse origin)
Isotype	Mouse IgG2b
Clone Name	2B4
Purity	Antigen affinity purified
Buffer	Lyophilized from 1X PBS with 2% Trehalose
UniProt	P36507
Localization	Cytoplasmic
Applications	Western Blot : 0.5-1ug/ml Immunofluorescence (FFPE) : 5ug/ml Flow Cytometry : 1-3ug/million cells
Limitations	This MEK2 antibody is available for research use only.



Immunofluorescent staining of FFPE human MCF7 cells with MEK2 antibody (green) and DAPI nuclear stain (blue). HIER: steam section in pH6 citrate buffer for 20 min.



Western blot testing of 1) human HEK293, 2) human HepG2, 3) human Jurkat, 4) human K562, 5) rat brain, 6) rat PC-12, 7) mouse brain and 8) mouse RAW264.7 lysate with MEK2 antibody. Expected molecular weight: 45-50 kDa.



Flow cytometry testing of human A431 cells with MEK2 antibody at 1ug/million cells (blocked with goat sera); Red=cells alone, Green=isotype control, Blue= MEK2 antibody.

Description

Dual specificity mitogen-activated protein kinase kinase 2 (MAP2K2), also called PRKMK2 or MEK2, is an enzyme that in humans is encoded by the MAP2K2 gene. The protein encoded by this gene is a dual specificity protein kinase that belongs to the MAP kinase kinase family. MAP2K2 is mapped to 19p13.3. This kinase is known to play a critical role in mitogen growth factor signal transduction, and the inhibition or degradation of this kinase is found to be involved in the pathogenesis of Yersinia and anthrax. Recombinant MEK2 and MEK1 both could activate human ERK1 in vitro, and they further characterized biochemically the 2 MAP2Ks. MAP2K2 has been shown to interact with MAPK3 and ARAF.

Application Notes

Optimal dilution of the MEK2 antibody should be determined by the researcher.

Immunogen

Recombinant human protein (amino acids M1-V400) was used as the immunogen for the MEK2 antibody.

Storage

After reconstitution, the MEK2 antibody can be stored for up to one month at 4oC. For long-term, aliquot and store at -20oC. Avoid repeated freezing and thawing.