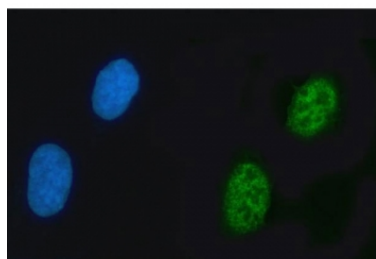


## KIAA0295 Antibody / ZNF609 (RQ7496)

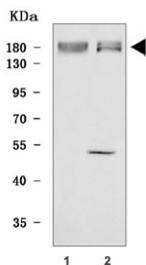
Catalog No.	Formulation	Size
RQ7496	0.5mg/ml if reconstituted with 0.2ml sterile DI water	100 ug

**Bulk quote request**

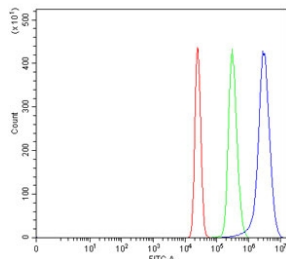
<b>Availability</b>	1-3 business days
<b>Species Reactivity</b>	Human
<b>Format</b>	Antigen affinity purified
<b>Clonality</b>	Polyclonal (rabbit origin)
<b>Isotype</b>	Rabbit IgG
<b>Purity</b>	Antigen affinity purified
<b>Buffer</b>	Lyophilized from 1X PBS with 2% Trehalose
<b>UniProt</b>	O15014
<b>Localization</b>	Nuclear
<b>Applications</b>	Western Blot : 0.5-1ug/ml Immunofluorescence : 5ug/ml Flow Cytometry : 1-3ug/million cells Direct ELISA : 0.1-0.5ug/ml
<b>Limitations</b>	This KIAA0295 antibody is available for research use only.



Immunofluorescent staining of FFPE human U-2 OS cells with KIAA0295 antibody (green) and DAPI nuclear stain (blue). HIER: steam section in pH6 citrate buffer for 20 min.



Western blot testing of human 1) HEL and 2) A549 cell lysate with KIAA0295 antibody.  
Predicted molecular weight ~151 kDa.



Flow cytometry testing of human HepG2 cells with KIAA0295 antibody at 1ug/million cells (blocked with goat sera); Red=cells alone, Green=isotype control, Blue= KIAA0295 antibody.

## Description

Zinc-finger proteins contain DNA-binding domains and have a wide variety of functions, most of which encompass some form of transcriptional activation or repression. The majority of zinc-finger proteins contain a Kruppel-type DNA binding domain and a KRAB domain, which is thought to interact with KAP1, thereby recruiting histone modifying proteins. zinc finger protein 609 (ZNF609) is a 1,411 amino acid member of the Kruppel C2H2-type zinc-finger protein family. Localized to the nucleus, ZNF609 contains one C2H2-type zinc finger through which it is thought to be involved in DNA-binding and transcriptional regulation.

## Application Notes

Optimal dilution of the KIAA0295 antibody should be determined by the researcher.

## Immunogen

E. coli-derived recombinant human protein (amino acids K865-R1283) was used as the immunogen for the KIAA0295 antibody.

## Storage

After reconstitution, the KIAA0295 antibody can be stored for up to one month at 4°C. For long-term, aliquot and store at -20°C. Avoid repeated freezing and thawing.