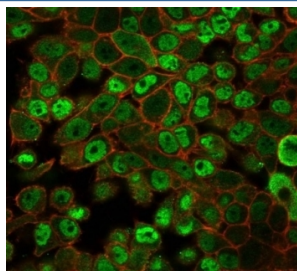


JAZF1 Antibody [clone PCRP-JAZF1-1C2] (V9613)

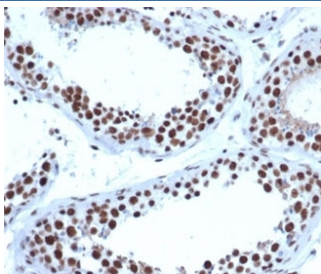
Catalog No.	Formulation	Size
V9613-100UG	0.2 mg/ml in 1X PBS with 0.1 mg/ml BSA (US sourced), 0.05% sodium azide	100 ug
V9613-20UG	0.2 mg/ml in 1X PBS with 0.1 mg/ml BSA (US sourced), 0.05% sodium azide	20 ug
V9613SAF-100UG	1 mg/ml in 1X PBS; BSA free, sodium azide free	100 ug

[Bulk quote request](#)

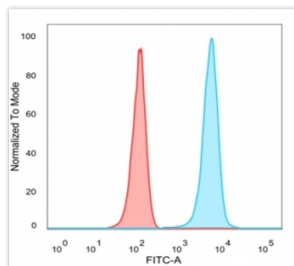
Availability	1-3 business days
Species Reactivity	Human
Format	Purified
Clonality	Monoclonal (mouse origin)
Isotype	Mouse IgG2a
Clone Name	PCRP-JAZF1-1C2
Purity	Protein A/G affinity
UniProt	Q86VZ6
Localization	Nucleus
Applications	Flow Cytometry : 1-2ug/million cells Immunofluorescence : 1-2ug/ml Western Blot : 1-2ug/ml Immunohistochemistry (FFPE) : 1-2ug/ml
Limitations	This JAZF1 antibody is available for research use only.



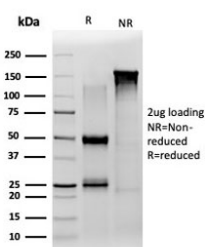
Immunofluorescent staining of PFA-fixed human HeLa cells using JAZF1 antibody (green, clone PCRP-JAZF1-1C2) and phalloidin (red).



IHC staining of FFPE human testis tissue with JAZF1 antibody (clone PCRP-JAZF1-1C2) at 2ug/ml. HIER: boil tissue sections in pH 9 10mM Tris with 1mM EDTA for 20 min and allow to cool before testing.

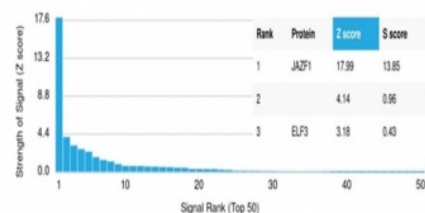


FACS staining of PFA-fixed human HeLa cells with JAZF1 antibody (blue, clone PCRP-JAZF1-1C2), and unstained cells (red).



SDS-PAGE analysis of purified, BSA-free JAZF1 antibody (clone PCRP-JAZF1-1C2) as confirmation of integrity and purity.

Human Protein Microarray Specificity Validation



Analysis of HuProt(TM) microarray containing more than 19,000 full-length human proteins using JAZF1 antibody (clone PCRP-JAZF1-1C2). These results demonstrate the foremost specificity of the PCRP-JAZF1-1C2 mAb. Z- and S- score: The Z-score represents the strength of a signal that an antibody (in combination with a fluorescently-tagged anti-IgG secondary Ab) produces when binding to a particular protein on the HuProt(TM) array. Z-scores are described in units of standard deviations (SD's) above the mean value of all signals generated on that array. If the targets on the HuProt(TM) are arranged in descending order of the Z-score, the S-score is the difference (also in units of SD's) between the Z-scores. The S-score therefore represents the relative target specificity of an Ab to its intended target.

Description

JAZF1 (juxtaposed with another zinc finger protein 1), also known as TIP27 (TAK1-interacting protein 27) or ZNF802 (zinc finger protein 802), is a 243 amino acid protein that localizes to the nucleus and contains three C2H2-type zinc fingers. Existing as multiple alternatively spliced isoforms, JAZF1 interacts with the nuclear orphan receptor TR4 and is thought to function as a transcriptional repressor, effectively down-regulation the expression of TR4. Chromosomal aberrations in the gene encoding JAZF1 are associated with the pathogenesis of endometrial stromal tumors, suggesting a role for JAZF1 in carcinogenesis.

Application Notes

Optimal dilution of the JAZF1 antibody should be determined by the researcher.

Immunogen

A portion of amino acids 1-130 was used as the immunogen for the JAZF1 antibody.

Storage

Aliquot the JAZF1 antibody and store frozen at -20oC or colder. Avoid repeated freeze-thaw cycles.