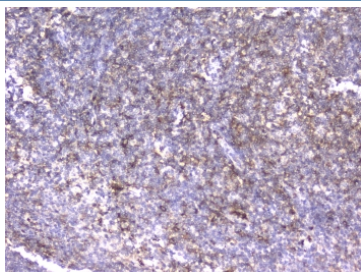


ITGB2 Antibody / CD18 [clone 1A3/2A10] (RQ4511)

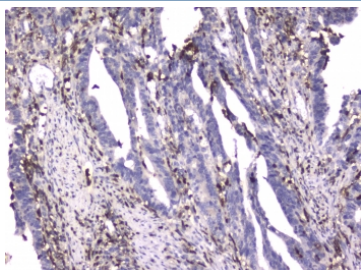
Catalog No.	Formulation	Size
RQ4511	0.5mg/ml if reconstituted with 0.2ml sterile DI water	100 ug

Bulk quote request

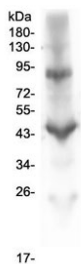
Availability	1-3 business days
Species Reactivity	Human
Format	Purified
Clonality	Monoclonal
Isotype	Mouse IgG1
Clone Name	1A3/2A10
Purity	Protein G affinity
Buffer	Lyophilized from 1X PBS with 2% Trehalose and 0.025% sodium azide
UniProt	P05107
Localization	Cell membrane, cytoplasm
Applications	Western Blot : 0.5-1ug/ml Immunohistochemistry (FFPE) : 1-2ug/ml
Limitations	This ITGB2 antibody is available for research use only.



IHC testing of FFPE human tonsil tissue with ITGB2 antibody at 2ug/ml. HIER: boil tissue sections in pH6, 10mM citrate buffer, for 10-20 min followed by cooling at RT for 20 min.



IHC testing of FFPE human rectal cancer with ITGB2 antibody at 2ug/ml. HIER: boil tissue sections in pH6, 10mM citrate buffer, for 10-20 min followed by cooling at RT for 20 min.



Western blot testing of human placental lysate with ITGB2 antibody at 1ug/ml. Expected molecular weight: 85~95 kDa depending on glycosylation level.

Description

ITGB2 (Integrin beta-2), also known as CD18, is a protein that in humans is encoded by the ITGB2 gene. ITGB2 is an integrin protein that belongs to the class of cell membrane glycoproteins. The beta-2 integrin chain gene is designated ITGB2 and the leukocyte antigen has been designated CD18. The ITGB2 gene is mapped to 21q22.3. The expression of CD18 is increased in lymphoblastoid cells from persons with Down syndrome, consistent with the location of the gene on chromosome 21. In humans lack of ITGB2 causes Leukocyte Adhesion Deficiency, a disease defined by a lack of leukocyte extravasation from blood into tissues. Although ITGB2 is expressed on the cell surface at normal levels and is capable of function following extracellular stimulation, it could not be activated via the 'inside-out' signaling pathways.

Application Notes

Optimal dilution of the ITGB2 antibody should be determined by the researcher.

Immunogen

Human CD18 recombinant protein (amino acids Q404-S769) was used as the immunogen for the ITGB2 antibody.

Storage

After reconstitution, the ITGB2 antibody can be stored for up to one month at 4°C. For long-term, aliquot and store at -20°C. Avoid repeated freezing and thawing.