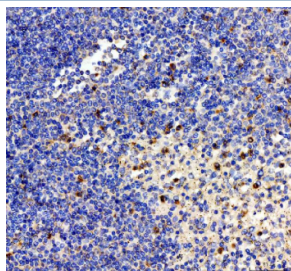


Interleukin-2 Antibody / IL-2 (R32742)

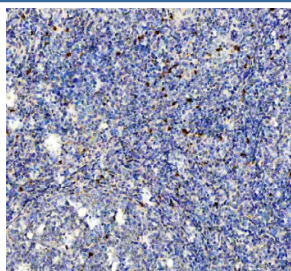
Catalog No.	Formulation	Size
R32742	0.5mg/ml if reconstituted with 0.2ml sterile DI water	100 ug

Bulk quote request

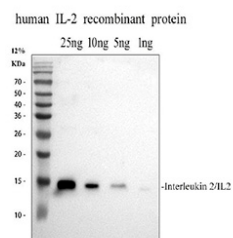
Availability	1-3 business days
Species Reactivity	Human
Format	Antigen affinity purified
Clonality	Polyclonal (rabbit origin)
Isotype	Rabbit IgG
Purity	Antigen affinity
Buffer	Lyophilized from 1X PBS with 2% Trehalose
UniProt	P60568
Applications	Western Blot : 0.5-1ug/ml Immunohistochemistry (FFPE) : 2-5ug/ml ELISA : 0.1-0.5ug/ml
Limitations	This Interleukin-2 antibody is available for research use only.



IHC staining of FFPE human spleen tissue with Interleukin-2 antibody, HRP-labeled secondary and DAB substrate. HIER: boil tissue sections in pH8 EDTA for 20 min and allow to cool before testing.



IHC staining of FFPE human tonsil tissue with Interleukin-2 antibody, HRP-labeled secondary and DAB substrate. HIER: boil tissue sections in pH8 EDTA for 20 min and allow to cool before testing.



Western blot testing of human recombinant Interleukin-2 protein with Interleukin-2 antibody. Predicted molecular weight: 14-18 kDa.