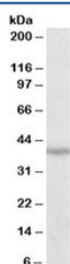


IDH3B Antibody (R34152)

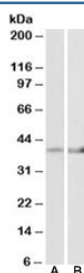
Catalog No.	Formulation	Size
R34152-100UG	0.5 mg/ml in 1X TBS, pH7.3, with 0.5% BSA (US sourced) and 0.02% sodium azide	100 ug

[Bulk quote request](#)

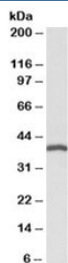
Availability	1-3 business days
Species Reactivity	Human, Mouse, Rat, Pig
Predicted Reactivity	Dog
Format	Antigen affinity purified
Clonality	Polyclonal (goat origin)
Isotype	Goat Ig
Purity	Antigen affinity
Gene ID	3420
Applications	Western Blot : 0.3-1ug/ml ELISA (peptide) LOD : 1:1000
Limitations	This IDH3B antibody is available for research use only.



Western blot testing of human skeletal muscle lysate with IDH3B antibody at 0.3ug/ml.
Predicted molecular weight: ~42kDa.



Western blot of mouse heart (A) and mouse muscle (B) lysate with IDH3B antibody at 2ug/ml. Predicted molecular weight: ~42kDa.



Western blot of pig heart lysate with IDH3B antibody at 0.1 ug/ml. Predicted molecular weight: ~42kDa.

Description

Additional name(s) for this target protein: Isocitrate dehydrogenase 3 (NAD⁺) beta

Application Notes

Optimal dilution of the IDH3B antibody should be determined by the researcher.

1. This IDH3B antibody will detect isoforms a and b of the protein.

Immunogen

Amino acids HAASRSQAEDVRVE were used as the immunogen for this IDH3B antibody.

Storage

Aliquot and store the IDH3B antibody at -20oC.