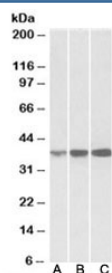


IDH3A Antibody (R33446)

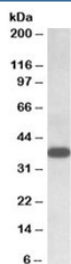
Catalog No.	Formulation	Size
R33446-100UG	0.5 mg/ml in 1X TBS, pH7.3, with 0.5% BSA (US sourced) and 0.02% sodium azide	100 ug

[Bulk quote request](#)

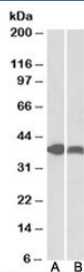
Availability	1-3 business days
Species Reactivity	Human, Mouse, Rat, Pig
Format	Antigen affinity purified
Clonality	Polyclonal (goat origin)
Isotype	Goat Ig
Purity	Antigen affinity
Gene ID	3419
Applications	Western Blot : 0.1-0.3ug/ml ELISA (peptide) LOD : 1:32000
Limitations	This IDH3A antibody is available for research use only.



Western blot of human (A), mouse (B) and rat (C) spleen lysates with IDH3A antibody at 0.1ug/ml. Predicted molecular weight: ~39kDa.



Western blot testing of human lymph node lysate with IDH3A antibody at 0.1ug/ml. Predicted molecular weight: ~39kDa.



Western blot of pig spleen (A) and pig skeletal muscle (B) lysates with IDH3A antibody at 0.3ug/ml. Predicted molecular weight: ~39kDa.

Description

Additional name(s) for this target protein: Isocitrate dehydrogenase 3 alpha

Application Notes

Optimal dilution of the IDH3A antibody should be determined by the researcher.

Immunogen

Amino acids DFTEEICRRVKDLD were used as the immunogen for this IDH3A antibody.

Storage

Aliquot and store the IDH3A antibody at -20oC.