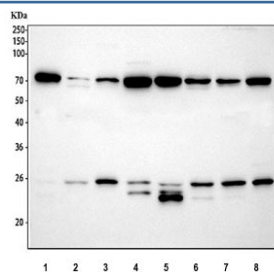


HSP70 Antibody (R30911)

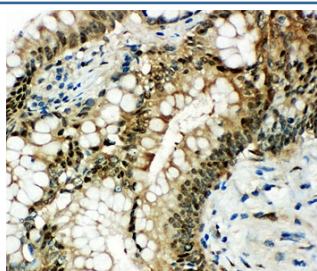
Catalog No.	Formulation	Size
R30911	0.5mg/ml if reconstituted with 0.2ml sterile DI water	100 ug

Bulk quote request

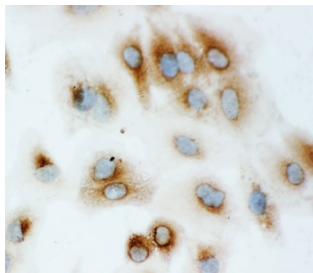
Availability	1-3 business days
Species Reactivity	Human, Rat
Format	Antigen affinity purified
Clonality	Polyclonal (rabbit origin)
Isotype	Rabbit IgG
Purity	Antigen affinity
Buffer	Lyophilized from 1X PBS with 2.5% BSA and 0.025% sodium azide/thimerosal
UniProt	P08107
Applications	Western Blot : 0.5-1ug/ml IHC (FFPE) : 0.5-1ug/ml IHC (Frozen) : 0.5-1ug/ml Immunocytochemistry : 0.5-1ug/ml
Limitations	This HSP70 antibody is available for research use only.



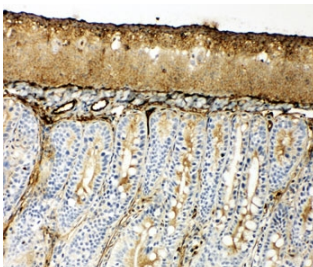
Western blot testing of 1) rat liver, 2) rat kidney, 3) rat brain, 4) rat RH35, 5) mouse liver, 6) mouse kidney, 7) mouse brain and 8) mouse NIH 3T3 cell lysate with HSP70 antibody. Expected molecular weight ~70 kDa.



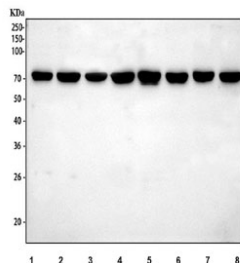
IHC-P: HSP70 antibody testing of human intestinal cancer tissue.



ICC testing of HSP70 antibody and human A549 cells.



IHC-F testing of HSP70 antibody and rat intestine tissue.



Western blot testing of human 1) HeLa, 2) HepG2, 3) A431, 4) MCF7, 5) A549, 6) PC-3, 7) 293T and 8) K562 cell lysate with HSP70 antibody. Expected molecular weight ~70 kDa.

Description

HSPA1 (heat shock 70kDa protein 1A) also known as HSPA1A, HSP72 or HSP70I, is a protein that in humans is encoded by the HSPA1A gene. This intronless gene encodes a 70kDa heat shock protein which is a member of the heat shock protein 70 family. The HSPA1A gene encodes a predicted 641-amino acid protein. Shimizu et al.(1999) found that peripheral blood mononuclear cells of 18 major depression patients expressed a short HSPA1A transcript that utilized exon 1 rather than exon 2, which is found in the more common HSPA1A transcript. No protein was associated with expression of this short HSPA1A mRNA, possibly due to lack of a TATA box or loss of internal ribosome binding sites. Treatment with BGP-15, a pharmacologic inducer of HSP72 that can protect against obesity-induced insulin resistance, improved muscular architecture, strength, and contractile function in severely affected diaphragm muscles in mdx dystrophic mice.

Application Notes

The stated application concentrations are suggested starting points. Titration of the HSP70 antibody may be required due to differences in protocols and secondary/substrate sensitivity.

Immunogen

Amino acids 577-596 (VISWLDANTLAEKDEFEHKR-human) were used as the immunogen for this HSP70 antibody.

Storage

After reconstitution, the HSP70 antibody can be stored for up to one month at 4°C. For long-term, aliquot and store at -20°C. Avoid repeated freezing and thawing.

