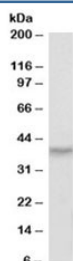


HOXA10 Antibody (R35106)

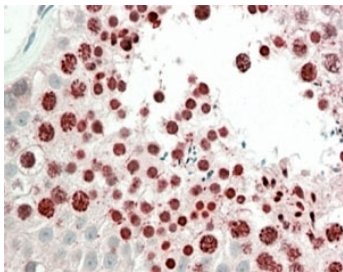
Catalog No.	Formulation	Size
R35106-100UG	0.5 mg/ml in 1X TBS, pH7.3, with 0.5% BSA (US sourced) and 0.02% sodium azide	100 ug

[Bulk quote request](#)


Availability	1-3 business days
Species Reactivity	Human, Mouse
Predicted Reactivity	Pig, Cow
Format	Antigen affinity purified
Clonality	Polyclonal (goat origin)
Isotype	Goat Ig
Purity	Antigen affinity
UniProt	P31260
Gene ID	3206
Applications	Western Blot : 0.2-0.6ug/ml Immunohistochemistry (FFPE) : 5-10ug/ml ELISA (peptide) LOD : 1:32000
Limitations	This HOXA10 antibody is available for research use only.



Western blot testing of human skeletal muscle lysate with HOXA10 antibody at 0.2ug/ml.
Predicted molecular weight: ~42 kDa.



IHC staining of FFPE human testis with HOXA10 antibody at 5ug/ml. HIER: steamed with pH6 citrate buffer, AP-staining.



Western blot testing of mouse skeletal muscle lysate with HOXA10 antibody at 0.3ug/ml. Predicted molecular weight: ~42 kDa.

Description

Additional name(s) for this target protein: Homeobox A10, HOX1, HOX1.8

Application Notes

Optimal dilution of the HOXA10 antibody should be determined by the researcher.

Immunogen

Amino acids PQATSCSFAQNIKE were used as the immunogen for this HOXA10 antibody.

Storage

Aliquot and store the HOXA10 antibody at -20oC.