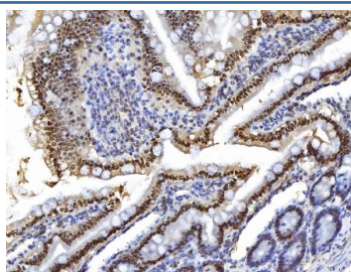


## HNF4A Antibody [clone 6C8E9] (RQ6999)

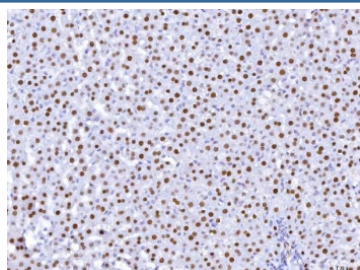
Catalog No.	Formulation	Size
RQ6999	0.5mg/ml if reconstituted with 0.2ml sterile DI water	100 ug

**Bulk quote request**

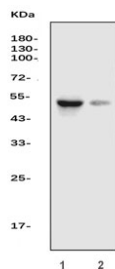
<b>Availability</b>	1-3 business days
<b>Species Reactivity</b>	Human, Rat
<b>Format</b>	Antigen affinity purified
<b>Clonality</b>	Monoclonal (mouse origin)
<b>Isotype</b>	Mouse IgG2a
<b>Clone Name</b>	6C8E9
<b>Purity</b>	Antigen affinity purified
<b>Buffer</b>	Lyophilized from 1X PBS with 2% Trehalose
<b>UniProt</b>	P41235
<b>Localization</b>	Predominantly nuclear, present in cytoplasm in cells with high HNF4A expression
<b>Applications</b>	Western Blot : 0.5-1 ug/ml Immunohistochemistry (FFPE) : 2-5ug/ml
<b>Limitations</b>	This HNF4A antibody is available for research use only.



IHC staining of FFPE rat colon tissue with HNF4A antibody. HIER: boil tissue sections in pH8 EDTA for 20 min and allow to cool before testing.



IHC staining of FFPE rat liver tissue with HNF4A antibody. HIER: boil tissue sections in pH8 EDTA for 20 min and allow to cool before testing.



Western blot testing of 1) human HepG2 and 2) rat liver lysate with HNF4A antibody.  
Predicted molecular weight ~50 kDa.

## Description

Hepatocyte nuclear factor 4 alpha (HNF4A), also known as NR2A1, is a nuclear receptor that in humans is encoded by the HNF4A gene. It is mapped to 20q13.12. HNF4A is a nuclear transcription factor that binds DNA as a homodimer. The encoded protein controls the expression of several genes, including hepatocyte nuclear factor 1 alpha, a transcription factor which regulates the expression of several hepatic genes. This gene plays a role in development of the liver, kidney, and intestines. HNF4A is required for the PXR and CAR-mediated transcriptional activation of CYP3A4. This gene also plays a pivotal role in the expression and synthesis of SHBG, an important glycoprotein made primarily in the liver, which in addition to lowering insulin-resistance also serves in reducing levels of free Oestrogen as-well as prolonging the half-life of Testosterone.

## Application Notes

Optimal dilution of the HNF4A antibody should be determined by the researcher.

## Immunogen

Recombinant human protein (amino acids Q164-I474) was used as the immunogen for the HNF4A antibody.

## Storage

After reconstitution, the HNF4A antibody can be stored for up to one month at 4°C. For long-term, aliquot and store at -20°C. Avoid repeated freezing and thawing.