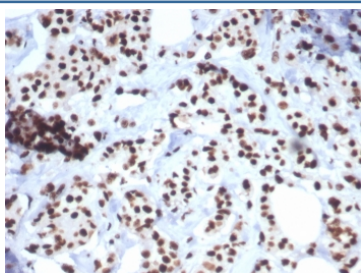


Heat shock 70 kDa protein 1B Antibody / HSP70 / HSPA1B [clone HSPA1B/7627] (V5148)

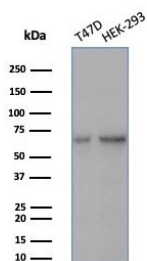
Catalog No.	Formulation	Size
V5148-100UG	0.2 mg/ml in 1X PBS with 0.1 mg/ml BSA (US sourced), 0.05% sodium azide	100 ug
V5148-20UG	0.2 mg/ml in 1X PBS with 0.1 mg/ml BSA (US sourced), 0.05% sodium azide	20 ug
V5148SAF-100UG	1 mg/ml in 1X PBS; BSA free, sodium azide free	100 ug

Bulk quote request

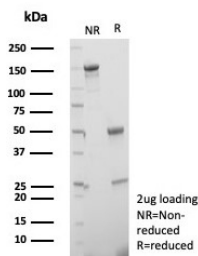
Availability	1-3 business days
Species Reactivity	Human
Format	Purified
Clonality	Monoclonal (mouse origin)
Isotype	Mouse IgG2b, kappa
Clone Name	HSPA1B/7627
Purity	Protein A/G affinity
UniProt	P0DMV9
Localization	Cytoplasm, Nucleus
Applications	Immunohistochemistry (FFPE) : 1-2ug/ml for 30 min at RT Western Blot : 1-2ug/ml
Limitations	This Heat shock 70 kDa protein 1B antibody is available for research use only.



IHC staining of FFPE human breast carcinoma tissue with Heat shock 70 kDa protein 1B antibody (clone HSPA1B/7627). HIER: boil tissue sections in pH 9 10mM Tris with 1mM EDTA for 20 min and allow to cool before testing.



Western blot testing of human T-47D & HEK293 cell lysates using Heat shock 70 kDa protein 1B antibody (clone HSPA1B/7627). Expected molecular weight ~70 kDa.



SDS-PAGE analysis of purified, BSA-free Heat shock 70 kDa protein 1B antibody (clone HSPA1B/7627) as confirmation of integrity and purity.

Description

This intronless gene encodes a 70kDa heat shock protein which is a member of the heat shock protein 70 family. In conjunction with other heat shock proteins, this protein stabilizes existing proteins against aggregation and mediates the folding of newly translated proteins in the cytosol and in organelles. It is also involved in the ubiquitin-proteasome pathway through interaction with the AU-rich element RNA-binding protein 1. The gene is located in the major histocompatibility complex class III region, in a cluster with two closely related genes which encode similar proteins. [provided by RefSeq]

Application Notes

Optimal dilution of the Heat shock 70 kDa protein 1B antibody should be determined by the researcher.

Immunogen

A recombinant partial protein sequence (within amino acids 400-600) from the human protein was used as the immunogen for the Heat shock 70 kDa protein 1B antibody.

Storage

Aliquot the Heat shock 70 kDa protein 1B antibody and store frozen at -20°C or colder. Avoid repeated freeze-thaw cycles.