


GRP94 Antibody / HSP90B1 (R34399)

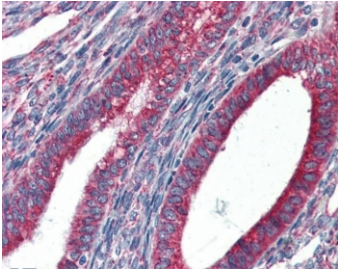
Catalog No.	Formulation	Size
R34399-100UG	0.5 mg/ml in 1X TBS, pH7.3, with 0.5% BSA (US sourced) and 0.02% sodium azide	100 ug

[Bulk quote request](#)

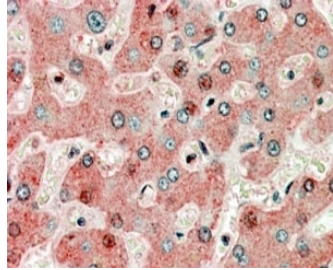
Availability	1-3 business days
Species Reactivity	Human, Mouse
Predicted Reactivity	Rat, Dog, Pig, Zebrafish, Cow
Format	Antigen affinity purified
Clonality	Polyclonal (goat origin)
Isotype	Goat Ig
Purity	Antigen affinity
Gene ID	7184
Localization	Cytoplasmic
Applications	Western Blot : 0.01-0.03ug/ml Immunohistochemistry (FFPE) : 3-5ug/ml ELISA (peptide) LOD : 1:32000
Limitations	This GPR94 antibody is available for research use only.



Western blot testing of mouse NIH3T3 lysate with GPR94 antibody at 0.03ug/ml.
Predicted molecular weight: ~94 kDa.



IHC staining of FFPE human uterus with GPR94 antibody at 5ug/ml. HIER: steamed with pH6 citrate buffer, AP-staining.



IHC staining of FFPE human liver with GPR94 antibody at 3.8ug/ml. HIER: steamed with pH6 citrate buffer, AP-staining.

Description

Additional name(s) for this target protein: Glucose regulated protein, 94 kDa; TRA1; HSP90B1

Application Notes

Optimal dilution of the GPR94 antibody should be determined by the researcher.

Immunogen

Amino acids KEGVKFDESEKTKE were used as the immunogen for this GPR94 antibody.

Storage

Aliquot and store the GPR94 antibody at -20oC.