

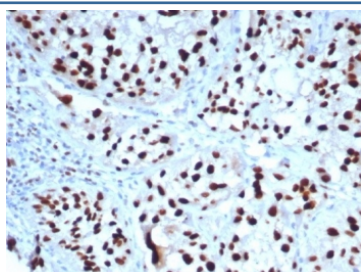
## GATA-3 Antibody [clone GATA3/7685R] (V4083)

Catalog No.	Formulation	Size
V4083-100UG	0.2 mg/ml in 1X PBS with 0.1 mg/ml BSA (US sourced), 0.05% sodium azide	100 ug
V4083-20UG	0.2 mg/ml in 1X PBS with 0.1 mg/ml BSA (US sourced), 0.05% sodium azide	20 ug
V4083SAF-100UG	1 mg/ml in 1X PBS; BSA free, sodium azide free	100 ug

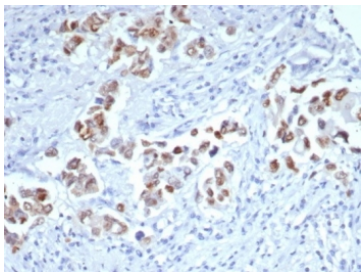
Recombinant **RABBIT MONOCLONAL**

[Bulk quote request](#)

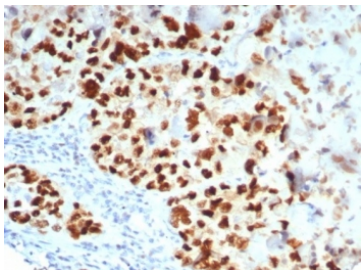
<b>Availability</b>	1-3 business days
<b>Species Reactivity</b>	Human
<b>Format</b>	Purified
<b>Clonality</b>	Recombinant Rabbit Monoclonal
<b>Isotype</b>	Rabbit IgG, kappa
<b>Clone Name</b>	GATA3/7685R
<b>Purity</b>	Protein A/G affinity
<b>UniProt</b>	P23771
<b>Localization</b>	Nucleus
<b>Applications</b>	Immunohistochemistry (FFPE) : 1-2ug/ml for 30 minutes at RT
<b>Limitations</b>	This GATA-3 antibody is available for research use only.



IHC staining of FFPE human bladder tissue with GATA-3 antibody (clone GATA3/7685R). HIER: boil tissue sections in pH 9 10mM Tris with 1mM EDTA for 20 min and allow to cool before testing.



IHC staining of FFPE human breast carcinoma tissue with GATA-3 antibody (clone GATA3/7685R). HIER: boil tissue sections in pH 9 10mM Tris with 1mM EDTA for 20 min and allow to cool before testing.



IHC staining of FFPE human lung carcinoma tissue with GATA-3 antibody (clone GATA3/7685R). HIER: boil tissue sections in pH 9 10mM Tris with 1mM EDTA for 20 min and allow to cool before testing.

## Description

GATA-3 (GATA binding protein 3) is a member of the GATA family of transcription factors. This 50kDa nuclear protein regulates the development and subsequent maintenance of a variety of human tissues, including hematopoietic cells, skin, kidney, mammary gland, and the central nervous system. Among several other roles, GATA-3 involved in luminal cell differentiation in the mammary gland and appears to control a set of genes involved in the differentiation and proliferation of breast cancer. The expression of GATA-3 is associated with the expression of estrogen receptor-alpha (ER) in breast cancer. GATA-3 has been shown to be a novel marker for bladder cancer. The study demonstrated that GATA-3 stained 67% of urothelial Carcinomas, but none of prostate or renal carcinomas.

## Application Notes

Optimal dilution of the GATA-3 antibody should be determined by the researcher.

## Immunogen

A recombinant partial protein (within amino acids 150-250) from the human protein was used as the immunogen for the GATA-3 antibody.

## Storage

Aliquot the GATA-3 antibody and store frozen at -20oC or colder. Avoid repeated freeze-thaw cycles.